

# Census Report 2017

Program Anestisiologi

Kementerian Kesihatan Malaysia

## List of Tables

No.	Title
1	Anaesthetics administered according to techniques in KKM hospitals, 2017
2	Anaesthetics and nature of surgery in KKM hospitals, 2017
3	Anaesthetics for day care surgery and day of surgery admissions in KKM hospitals, 2017
4	Anaesthetic for LSCS and nature of surgery in KKM hospitals, 2017
5	Anaesthetics for LSCS and techniques of anaesthesia in KKM hospitals, 2017
6	Regional Anaesthesia and Analgesia in KKM hospitals, 2017
7	Acute pain service and techniques of pain control in KKM hospitals, 2017
8	Epidural analgesia for labour in KKM hospitals, 2017
9	No. of attendances at anaesthetic clinic in KKM hospitals, 2017
10	Admissions, patient days and bed-occupancy rates in ICU KKM hospitals, 2017
11	Admissions, patient days and bed-occupancy rates in HDU / PACU in KKM hospitals, 2017
12	Pain Management Services in KKM Hospital (excluding APS and OAS) in KKM hospitals, 2017
13	Anaesthetics administered according to techniques in KKM hospitals, 2017 (Paediatric)
14	Anaesthetics and nature of surgery in KKM hospitals, 2017 (Paediatric)
15	Anaesthetics for day care surgery and day of surgery admissions in KKM hospitals, 2017 (Paediatric)
16	No. of anaesthetics administered in KKM hospitals, 2013-2017
17	No. of anaesthetics administered for emergency surgery in KKM hospitals, 2013 – 2017
18	Saturdays Lists in KKM Hospitals, 2017
19	Trends in output for Program Anestisiologi KKM, 2004-2017
20	Anaesthetic specialists in KKM hospitals, 2017
21	Anaesthetic medical officers and trainees in KKM hospitals, 2017
22	Anaesthetic /ICU nurses and assisted medical officers in KKM hospitals, 2017
23	Subspecialists under Program Anestisiologi in KKM hospitals, 2017
24	No. of ICU / HDU beds and OT in KKM hospitals 2017
25	Program Anestisiologi key performance indicators, 2017

# CENSUS REPORT 2017

Prepared by:

*Dato' Dr Hajah Jahizah binti Haji Hassan*  
*National Advisor*  
*Program Anestisiologi*  
*Ministry of Health*  
April 2018

Program Anestisiologi is responsible for the provision of three major services:

- (1) anaesthetic service in the operating theatre and in non-OT locations
- (2) care of the critically ill in the intensive care units and
- (3) pain management.

This report is a compilation of census on workload, manpower, facilities and key performance indicators.

## SUMMARY

1. A total of 87 hospitals provided anaesthetic service in Ministry of Health; 56 with resident anaesthetists. (Table 1)
2. The total no. of anaesthetics administered was 421523, an increase of 2.88% over the previous year. Of this number, 57.6% were for emergency surgery. (Table 2)
3. Hospitals with the most number of anaesthetics administered were: Hospital Kuala Lumpur (27402), Hospital Ipoh (17512) and Hospital Alor Setar (16418) (Table 1)
4. General anaesthesia was the most common technique (54.44%) followed by spinal anaesthesia (36.31%), epidural (1.08%), combined spinal and epidural (2.49%), Combined General & Regional Anaesthesia (1.75) and plexus block (1.18%) (Table 1)

5. The percentage of anaesthetics for emergency surgery increased from 56.76% to 57.02% in 2017.
6. There were 17857 anaesthetics administered for day care surgery. An increased of 46.87% from previous year. (Table 3)
7. 76.30% of all anaesthetics administered for LSCS were done as emergencies (Table 4) with the vast majority of them performed under spinal anaesthesia (86.23%); 8.71% of LSCS were done under general anaesthesia (Table 5)
8. A total of 135030 patients received post-operative pain management under the acute pain service; a reduced of 1.19% over the previous year. 49.32% of patients had intra-thecal morphine, 20.05% patient controlled analgesia and 11.63% epidural analgesia. (Table 7)
9. A total of 6630 parturients received epidural analgesia during labour; an increase of 1.38% from the previous year. (Table 8)
10. The no. of patients who were seen at the anaesthetic clinics for preoperative assessment increased by 13.58% to 123138. (Table 9)
11. There were 55 general ICUs under Program Anestisiologi with a total admission of 39561, a reduced of 4.64% from previous year. (Table 10)
12. Across the board, high bed occupancy rates (BOR) were recorded in ICU reflecting a severe shortage of ICU beds in MOH hospitals. 18 ICUs had BOR of >100%. The recommended BOR for ICU is 75% (Table 10)
13. The total no. of patients admitted to the high dependency units were 8436, an increase of 13.25% over the previous year. Hospitals with high HDU workload (patient days) were Hospital Ipoh (Table 11)
14. There were 27 chronic pain clinics with a total of 21169 patient attendances, an increase of 25.48% from the previous year. (Table 12)

15. A total of 9972 patients were operated under the Saturday List programme in 35 hospitals, of whom 7158 were done under general anaesthesia. This represented an increase of 10.78% from previous year. (Table 18)
16. All the output indicators continued to show upward trends in the last six years; when compared with 2013, the following increases were noted: no. of anaesthetics administered (↑ 2.88%), no. of anaesthetics for day care surgery (↑ 46.87%), no. of epidural analgesia for labour (↑ 1.38%), no. of patients under acute pain service (↑16.17%), no. of attendance at anaesthetic clinic (↑ 13.58%), no. of attendance at HDU (↑13.25%) and no. of attendance at chronic pain clinic (↑25.48%). (Table 19)
17. As of 31st December 2017, there were 497 anaesthetists, 1275 medical officers and 211 trainees in the Ministry of Health hospitals (Table 20, 21)
18. There were 424 assistant medical officers, 1302 anaesthetic nurses and 3276 ICU nurses giving a total nursing and allied health workforce of 5002 (Table 22)
19. As of December 2017, there were 89 subspecialists and 35 specialist trainees under Program Anestisiologi. There were 20 cardiac anaesthetists, 13 paediatric anaesthetists, 6 neuro anaesthetists, 5 obstetric anaesthetists, 24 intensivists and 21 pain specialists (Table 23)
20. There were 731 ICU beds of which 693 were functional (94.80%).. There were 101 functional HDU beds from a total of 161 . (Table 24)
21. There were 486 functional operating theatres. (Table 24)
22. 57 hospitals submitted their mean KPI results. Most of the KPIs were within the national standards. (Table 25)

Table 1 : Anaesthetics administered according to techniques in KKM hospitals, 2017

No.	HOSPITAL	General Anaesthesia	Spinal Anaesthesia	Epidural Anaesthesia	Combined Spinal & Epidural (CSE)	Combined General & Regional Anaesthesia (CGRA)	Plexus Blockade	Others	TOTAL
<b>PERLIS</b>									
1	Kangar	2931	2433	27	256	103	70	14	5834
<b>KEDAH</b>									
2	Alor Setar	10620	4617	46	264	584	287	0	16418
3	Langkawi	751	878	10	32	53	4	29	1757
4	Sultan Abdul Halim,Sungai Petani	5820	5905	200	152	12	138	2	12229
5	Kulim	2530	2070	2	110	70	3	23	4808
<b>PULAU PINANG</b>									
6	Pulau Pinang	9406	4230	63	30	164	13	108	14014
7	Seberang Jaya	2948	3433	20	65	0	111	3	6580
8	Bukit Mertajam	921	540	0	127	37	0	0	1625
9	Kepala Batas	161	47	0	13	3	2	0	226
<b>PERAK</b>									
10	Ipoh	10621	4850	373	772	263	410	225	17514
11	Seri Manjung	1638	2385	2	83	4	62	18	4192
12	Teluk Intan	2944	2506	5	166	50	13	5	5689
13	Taiping	5463	3865	261	132	79	104	58	9962
14	Slim River	669	715	2	53	8	18	4	1469
<b>SELANGOR</b>									
15	Tuanku Ampuan Rahimah, Kelang	6320	4845	198	998	196	230	243	13030
16	Ampang	2828	3880	27	198	136	218	86	7373
17	Serdang	7183	4147	69	239	0	145	47	11830
18	Selayang	6603	5018	125	791	546	86	87	13256
19	Sungai Buloh	8333	5152	254	103	51	56	1705	15654
20	Kajang	2857	1814	20	59	169	22	39	4980
21	Banting	406	695	0	20	40	2	0	1163
22	Shah Alam	2878	2387	5	108	21	14	24	5437
<b>WILAYAH PERSEKUTUAN</b>									
23	Kuala Lumpur	18736	5274	708	451	1117	565	551	27402
24	Putrajaya	2988	3698	165	333	1	72	6	7263
25	Institut Kanser Negara, Putrajaya	532	245	0	0	44	1	0	822
26	Labuan	346	427	0	0	4	0	0	777
<b>NEGERI SEMBILAN</b>									
27	Tuanku Jaafar, Seremban	7036	5254	18	358	99	46	15	12826
28	Tuanku Ampuan Najihah, Kuala Pilah	1382	1533	26	118	43	53	0	3155
29	Port Dickson	244	490	9	38	21	8	3	813
<b>MELAKA</b>									
30	Melaka	7731	6205	37	88	338	57	5	14461
<b>JOHOR</b>									
31	Sultanah Aminah, JB	8105	5212	91	67	142	60	299	13976
32	Sultan Ismail, JB	5419	3413	106	472	124	163	13	9710
33	Muar	2414	2338	22	184	42	33	41	5074
34	Batu Pahat	3050	3025	4	152	82	170	1	6484
35	Segamat	1708	1714	3	121	42	38	24	3650
36	Kluang	2077	1616	3	72	190	0	16	3974
<b>PAHANG</b>									
37	Tengku Ampuan Afzan, Kuantan	7893	4399	137	446	189	152	11	13227
38	Temerloh	3731	3644	5	77	61	6	2	7526
39	Kuala Lipis	882	1231	0	101	14	62	0	2290
<b>TERENGGANU</b>									
40	Sultanah Nur Zahirah, Kuala Terengganu	8915	5304	146	653	199	184	97	15498
41	Kemaman	933	1168	9	66	25	70	45	2316
<b>KELANTAN</b>									
42	Raja Perempuan Zainab II, Kota Bharu	4619	5324	23	556	657	45	84	11308
43	Kuala Krai	1257	1307	0	78	14	58	2	2716
44	Tanah Merah	668	1243	0	66	40	16	21	2054

No.	HOSPITAL	General Anaesthesia	Spinal Anaesthesia	Epidural Anaesthesia	Combined Spinal & Epidural (CSE)	Combined General & Regional Anaesthesia (CGRA)	Plexus Blockade	Others	TOTAL
<b>SARAWAK</b>									
45	Umum Sarawak	10123	4139	108	441	369	101	241	15522
46	Pusat Jantung Sarawak	720	68	0	0	0	0	17	805
47	Sibu	3566	2656	416	205	115	348	11	7317
48	Miri	3399	1551	26	71	308	39	47	5441
49	Bintulu	1817	1119	17	37	1	50	31	3072
50	Sarikei	655	650	0	44	28	50	1	1428
51	Kapit	94	169	1	0	31	2	123	420
52	Serian	61	147	0	0	0	0	114	322
53	Bau	25	4	0	0	0	0	0	29
54	Lundu	4	29	0	0	5	0	151	189
55	Simunjan	3	8	0	0	0	0	2	13
56	Sri Aman	73	107	0	0	0	0	0	180
57	Betong	1	21	0	0	0	0	0	22
58	Saratok	5	0	0	0	0	0	3	8
59	Mukah	61	11	0	0	0	0	150	222
60	Daro	3	16	0	0	0	0	0	19
61	Kanowit	1	1	0	0	1	0	126	129
62	Lawas	24	40	0	0	1	0	22	87
63	Limbang	29	250	0	0	0	0	340	619
64	Marudi	3	14	0	0	0	0	15	32
<b>SABAH</b>									
65	Queen Elizabeth	6715	679	33	97	27	4	11	7566
66	Queen Elizabeth II	2572	549	3	115	21	19	834	4113
67	Duchess Of Kent	2714	2125	31	47	76	18	10	5021
68	Likas	6530	4205	100	0	54	5	242	11136
69	Keningau	1622	751	122	38	47	80	741	3401
70	Tawau	2837	1988	5	32	56	44	40	5002
71	Kudat	94	36	0	0	0	0	62	192
72	Kota Marudu	82	27	0	0	0	0	26	135
73	Kota Belud	103	8	0	0	0	0	133	244
74	Mesra, Bukit Padang	982	0	0	0	0	0	0	982
75	Beaufort	49	188	0	0	0	0	118	355
76	Sipitang	28	4	0	0	0	0	22	54
77	Tenom	6	4	0	0	0	0	330	340
78	Tambunan	0	0	0	0	0	0	110	110
79	Ranau	111	25	0	0	0	0	2607	2743
80	Beluran	0	0	0	0	0	0	163	163
81	Pitas	42	1	0	0	0	0	2	45
82	Tuaran	42	98	0	0	0	0	616	756
83	Lahad datu	716	783	0	8	79	3	15	1604
84	Kinabatangan	19	0	0	0	0	0	19	38
85	Kunak	22	34	0	0	0	0	2	58
86	Semporna	0	0	0	0	0	0	8	8
87	Kuala Penyu	0	0	0	0	0	0	2	2
<b>TOTAL</b>		229460	153046	4533	10488	7363	4995	11638	421523

Table 2 : Anaesthetics and nature of surgery in KKM hospitals, 2017

No.	HOSPITAL	Elective Surgery	Emergency Surgery		TOTAL
	<b>PERLIS</b>			(%)	
1	Kangar	2297	3471	60.18%	5768
	<b>KEDAH</b>				
2	Alor Setar	6714	9704	59.11%	16418
3	Langkawi	660	1097	62.44%	1757
4	Sultan Abdul Halim,Sungai Petani	4215	8014	65.53%	12229
5	Kulim	2362	2446	50.87%	4808
	<b>PULAU PINANG</b>				
6	Pulau Pinang	4342	6963	61.59%	11305
7	Seberang Jaya	2391	5521	69.78%	7912
8	Bukit Mertajam	1748	92	5.00%	1840
9	Kepala Batas	849	322	27.50%	1171
	<b>PERAK</b>				
10	Ipoh	7349	10165	58.04%	17514
11	Seri Manjung	1399	2793	66.63%	4192
12	Teluk Intan	2186	3503	61.57%	5689
13	Taiping	4321	5641	56.63%	9962
14	Slim River	659	810	55.14%	1469
	<b>SELANGOR</b>				
15	Tuanku Ampuan Rahimah, Kelang	5838	7192	55.20%	13030
16	Ampang	3213	4160	56.42%	7373
17	Serdang	5575	6247	52.84%	11822
18	Selayang	6840	6416	48.40%	13256
19	Sungai Buloh	7048	8319	54.14%	15367
20	Kajang	1415	3565	71.59%	4980
21	Banting	527	636	54.69%	1163
22	Shah Alam	1770	3667	67.45%	5437
	<b>WILAYAH PERSEKUTUAN</b>				
23	Kuala Lumpur	15675	11733	42.81%	27408
24	Putrajaya	3235	3208	49.79%	6443
25	Institut Kanser Negara	761	16	2.06%	777
26	Labuan	287	490	63.06%	777
	<b>NEGERI SEMBILAN</b>				
27	Tuanku Jaafar, Seremban	5374	7452	58.10%	12826
28	Tuanku Ampuan Najihah, Kuala Pilah	1129	2026	64.22%	3155
29	Port Dickson	335	478	58.79%	813
	<b>MELAKA</b>				
30	Melaka	5655	8806	60.89%	14461
	<b>JOHOR</b>				
31	Sultanah Aminah, JB	4057	9919	70.97%	13976
32	Sultan Ismail, JB	3275	6435	66.27%	9710
33	Muar	1616	3458	68.15%	5074
34	Batu Pahat	2568	3916	60.39%	6484
35	Segamat	1330	2320	63.56%	3650
36	Kluang	1249	2725	68.57%	3974
	<b>PAHANG</b>				
37	Tengku Ampuan Afzan, Kuantan	5644	7583	57.33%	13227
38	Temerloh	2669	4857	64.54%	7526
39	Kuala Lipis	657	1639	71.39%	2296
	<b>TERENGGANU</b>				
40	Sultanah Nur Zahirah, Kuala Terengganu	6865	8633	55.70%	15498
41	Kemaman	846	1470	63.47%	2316
	<b>KELANTAN</b>				
42	Raja Perempuan Zainab II, Kota Bharu	5428	6974	56.23%	12402
43	Kuala Krai	1442	1899	56.84%	3341
44	Tanah Merah	640	1414	68.84%	2054



No.	HOSPITAL	Elective Surgery	Emergency Surgery	TOTAL	
	<b>SARAWAK</b>				
45	Umum Sarawak	7757	7765	50.03%	15522
46	Pusat Jantung Sarawak	766	39	4.84%	805
47	Sibu	3488	3829	52.33%	7317
48	Miri	2386	3055	56.15%	5441
49	Bintulu	1042	2030	66.08%	3072
50	Sarikei	493	935	65.48%	1428
51	Kapit	200	220	52.38%	420
52	Serian	203	119	36.96%	322
53	Bau	18	11	37.93%	29
54	Lundu	162	27	14.29%	189
55	Simunjan	3	10	76.92%	13
56	Sri Aman	61	119	66.11%	180
57	Betong	14	8	36.36%	22
58	Saratok	7	1	12.50%	8
59	Mukah	172	50	22.52%	222
60	Daro	9	10	52.63%	19
61	Kanowit	126	3	2.33%	129
62	Lawas	36	51	58.62%	87
63	Limbang	419	200	32.31%	619
64	Marudi	19	13	40.63%	32
	<b>SABAH</b>				
65	Queen Elizabeth	4127	3439	45.45%	7566
66	Queen Elizabeth II	2199	1914	46.54%	4113
67	Duchess Of Kent	1794	3227	64.27%	5021
68	Likas	5177	5959	53.51%	11136
69	Keningau	1531	1870	54.98%	3401
70	Tawau	1382	3617	72.35%	4999
71	Kudat	90	102	53.13%	192
72	Kota Marudu	25	110	81.48%	135
73	Kota Belud	142	102	41.80%	244
74	Mesra, Bukit Padang	982	0	0.00%	982
75	Beaufort	188	167	47.04%	355
76	Sipitang	15	39	72.22%	54
77	Tenom	334	6	1.76%	340
78	Tambunan	15	95	86.36%	110
79	Ranau	750	1993	72.66%	2743
80	Beluran	54	109	66.87%	163
81	Pitas	16	29	64.44%	45
82	Tuaran	641	115	15.21%	756
83	Lahad datu	236	1368	85.29%	1604
84	Kinabatangan	31	7	18.42%	38
85	Kunak	36	22	37.93%	58
86	Semporna	8	0	0.00%	8
87	Kuala Penyu	2	0	0.00%	2
	<b>TOTAL</b>	<b>179839</b>	<b>240980</b>	<b>57.02%</b>	<b>422589</b>

Table 3 : Anaesthetics for Day Care Surgery and Day of Surgery Admissions in KKM hospitals, 2017

No.	HOSPITAL	Day Care Surgery	Day Of Surgery Admissions
	<b>PERLIS</b>		
1	Kangar	40	65
	<b>KEDAH</b>		
2	Alor Setar	1655	110
3	Langkawi	63	2
4	Sungai Petani	177	NA
5	Kulim	135	NA
	<b>PULAU PINANG</b>		
6	Pulau Pinang	117	125
7	Kepala Batas	195	85
	<b>PERAK</b>		
8	Ipoh	1431	908
9	Seri Manjung	65	2
10	Teluk Intan	14	7
11	Taiping	168	21
12	Slim River	145	0
	<b>SELANGOR</b>		
13	Tuanku Ampuan Rahimah, Kelang	603	2
14	Ampang	555	8
15	Serdang	952	NA
16	Selayang	412	21
17	Sungai Buloh	1497	10
18	Kajang	NA	140
19	Shah Alam	357	9
	<b>WILAYAH PERSEKUTUAN</b>		
20	Kuala Lumpur	766	NA
21	Putrajaya	399	4
	<b>NEGERI SEMBILAN</b>		
22	Seremban	784	61
	<b>MELAKA</b>		
23	Melaka	2450	603
	<b>JOHOR</b>		
24	Sultan Ismail, JB	434	147
	<b>PAHANG</b>		
25	Tengku Ampuan Afzan, Kuantan	480	21
26	Temerloh	126	5
27	Kuala Lipis	49	NA
	<b>TERENGGANU</b>		
28	Sultanah Nur Zahirah, Kuala Terengganu	1110	63
	<b>KELANTAN</b>		
29	Kota Bharu	394	49
30	Kuala Krai	NA	6
	<b>SARAWAK</b>		
31	Umum Sarawak	128	NA
32	Sibu	140	38
	<b>SABAH</b>		
33	Queen Elizabeth I	25	NA
34	Sandakan	48	NA
35	Ranau	1359	NA
36	Likas	584	10
	<b>TOTAL</b>	<b>17857</b>	<b>2522</b>

Table 4 : Anaesthetic for LSCS and nature of surgery in KKM hospitals, 2017

No.	HOSPITAL	Elective LSCS	Emergency LSCS	TOTAL
	<b>PERLIS</b>			
1	Kangar	248	1267	1515
	<b>KEDAH</b>			
2	Alor Setar	831	1777	2608
3	Langkawi	98	352	450
4	Sungai Petani	776	2490	3266
5	Kulim	372	1086	1458
	<b>PULAU PINANG</b>			
6	Pulau Pinang	403	1032	1435
7	Seberang Jaya	493	1891	2384
8	Bukit Mertajam	44	29	73
9	Kepala Batas	51	150	201
	<b>PERAK</b>			
10	Ipoh	836	2164	3000
11	Seri Manjung	320	906	1226
12	Teluk Intan	298	1106	1404
13	Taiping	729	1284	2013
14	Slim River	99	281	380
	<b>SELANGOR</b>			
14	Kelang	653	3028	3681
15	Ampang	434	1607	2041
16	Serdang	597	2030	2627
17	Selayang	792	3121	3913
18	Sungai Buloh	896	2976	3872
19	Kajang	172	1118	1290
20	Banting	62	193	255
	<b>WILAYAH PERSEKUTUAN</b>			
21	Kuala Lumpur	879	3294	4173
22	Putrajaya	1036	1937	2973
23	Labuan	61	216	277
	<b>NEGERI SEMBILAN</b>			
24	Tuanku Jaafar, Seremban	1041	3327	4368
25	Kuala Pilah	243	599	842
26	Port Dickson	84	174	258
	<b>MELAKA</b>			
27	Melaka	899	2898	3797
	<b>JOHOR</b>			
28	Sultanah Aminah, JB	800	3118	3918
29	Sultan Ismail, JB	455	1801	2256
30	Muar	280	1045	1325
31	Batu Pahat	354	1153	1507
32	Segamat	132	684	816
33	Kluang	483	139	622
	<b>PAHANG</b>			
34	Kuantan	592	740	1332
35	Temerloh	510	1752	2262
36	Kuala Lipis	88	484	572
	<b>TERENGGANU</b>			
37	Kuala Terengganu	735	2780	3515
38	Kemaman	173	452	625
	<b>KELANTAN</b>			
39	Kota Bharu	734	2385	3119
40	Kuala Krai	138	525	663
41	Tanah Merah	149	687	836

No.	HOSPITAL	Elective LSCS	Emergency LSCS	TOTAL
	<b>SARAWAK</b>			
42	Umum Sarawak	814	2157	2971
43	Sibu	325	940	1265
44	Miri	194	637	831
45	Bintulu	109	580	689
46	Sarikei	50	197	247
47	Kapit	98	16	114
48	Serian	3	34	37
49	Bau	1	6	7
50	Lundu	0	16	16
51	Simunjan	0	4	4
52	Sri Aman	7	82	89
53	Betong	0	5	5
54	Saratok	0	1	1
55	Mukah	0	16	16
56	Daro	0	5	5
57	Kanowit	0	2	2
58	Lawas	0	27	27
59	Limbang	38	101	139
60	Marudi	0	6	6
	<b>SABAH</b>			
61	Duchess Of Kent	354	1300	1654
62	Likas	1147	3554	4701
63	Keningau	61	557	618
64	Tawau	296	1514	1810
65	Kudat	6	72	78
66	Kota Marudu	4	84	88
67	Kota Belud	10	86	96
68	Tuaran	6	93	99
69	Beaufort	8	119	127
70	Sipitang	0	17	17
71	Kunak	1	6	7
72	Ranau	16	67	83
73	Lahad Datu	50	600	650
74	Pitas	18	21	39
75	Kuala Penyu	0	0	0
	<b>TOTAL</b>	<b>22668</b>	<b>72979</b>	<b>95647</b>

Table 5 : Anaesthetics for LSCS and techniques of anaesthesia in KKM hospitals, 2017

No.	HOSPITAL	General Anaesthesia	Spinal Anaesthesia	Epidural Anaesthesia	CSE	Others *	TOTAL
	<b>PERLIS</b>						
1	Kangar	97	1381	5	29	3	1515
	<b>KEDAH</b>						
2	Alor Setar	120	2435	16	1	36	2608
3	Langkawi	12	424	1	2	11	450
4	Sungai Petani	182	3069	5	10	0	3266
5	Kulim	68	1368	1	21	0	1458
	<b>PULAU PINANG</b>						
6	Pulau Pinang	104	1186	46	68	31	1435
7	Seberang Jaya	142	2224	16	2	0	2384
8	Bukit Mertajam	1	72	0	0	0	73
	Kepala Batas	8	192	0	1	0	201
	<b>PERAK</b>						
9	Ipoh	205	2166	226	395	8	3000
10	Seri Manjung	70	1155	2	1	0	1228
11	Teluk Intan	38	1301	0	54	11	1404
12	Taiping	21	1944	3	45	0	2013
13	Slim River	21	354	0	5	0	380
	<b>SELANGOR</b>						
14	Kelang	29	3346	53	253	0	3681
15	Ampang	47	1961	27	6	0	2041
16	Serdang	196	2347	26	58	0	2627
17	Selayang	174	3285	139	368	3	3969
18	Sungai Buloh	500	3000	50	10	0	3560
19	Kajang	102	1128	4	0	56	1290
20	Banting	6	247	0	2	0	255
	<b>WILAYAH PERSEKUTUAN</b>						
21	Kuala Lumpur	276	2898	405	459	75	4113
22	Putrajaya	134	2589	149	104	0	2976
23	Labuan	18	259	0	0	0	277
	<b>NEGERI SEMBILAN</b>						
24	Seremban	408	3912	16	7	25	4368
25	Kuala Pilah	73	753	6	9	1	842
26	Port Dickson	3	228	4	23	0	258
	<b>MELAKA</b>						
27	Melaka	997	2560	129	111	0	3797
	<b>JOHOR</b>						
28	Sultanah Aminah, JB	352	3478	74	10	4	3918
29	Sultan Ismail, JB	324	1787	92	53	0	2256
30	Muar	99	1188	6	32	0	1325
31	Batu Pahat	66	1428	3	10	0	1507
32	Segamat	68	747	0	1	0	816
33	Kluang	128	491	0	0	3	622
	<b>PAHANG</b>						
34	Kuantan	108	2944	31	39	22	3144
35	Temerloh	141	2117	3	1	0	2262
36	Kuala Lipis	32	542	0	0	0	574
	<b>TERENGGANU</b>						
37	Kuala Terengganu	198	2838	134	280	65	3515
38	Kemaman	39	574	6	5	1	625
	<b>KELANTAN</b>						
39	Kota Bharu	231	2822	18	22	26	3119
40	Kuala Krai	45	618	0	0	0	663
41	Tanah Merah	39	797	0	0	0	836

No.	HOSPITAL	General Anaesthesia	Spinal Anaesthesia	Epidural Anaesthesia	CSE	Others *	TOTAL
	<b>SARAWAK</b>						
42	Umum Sarawak	449	2403	99	14	6	2971
43	Sibu	67	1182	12	4	0	1265
44	Miri	130	656	21	2	22	831
45	Bintulu	105	578	4	2	0	689
46	Sarikei	16	231	0	0	0	247
47	Kapit	10	103	0	0	1	114
48	Serian	1	36	0	0	0	37
49	Bau	6	1	0	0	0	7
50	Lundu	0	16	0	0	0	16
51	Simunjan	2	2	0	0	0	4
52	Sri Aman	21	68	0	0	0	89
53	Betong	1	4	0	0	0	5
54	Saratok	1	0	0	0	0	1
55	Mukah	10	6	0	0	0	16
56	Daro	1	4	0	0	0	5
57	Kanowit	1	1	0	0	0	2
58	Lawas	16	11	0	0	0	27
59	Limbang	1	138	0	0	0	139
60	Marudi	1	5	0	0	0	6
	<b>SABAH</b>						
61	Duchess Of Kent	162	1466	3	4	19	1654
62	Likas	677	3997	27	0	0	4701
63	Keningau	153	382	79	4	0	618
64	Tawau	255	1543	5	6	1	1810
65	Kudat	58	20	0	0	0	78
66	Kota Marudu	62	26	0	0	0	88
67	Kota Belud	89	7	0	0	0	96
	Tuaran	14	85	0	0	0	99
68	Beaufort	0	127	0	0	0	127
69	Sipitang	15	2	0	0	0	17
70	Kunak	1	6	0	0	0	7
71	Ranau	68	15	0	0	0	83
72	Lahad Datu	119	531	0	0	0	650
73	Pitas	35	1	0	0	3	39
74	Kuala Penyu	0	0	0	0	0	0
	<b>TOTAL</b>	<b>8469</b>	<b>83808</b>	<b>1946</b>	<b>2533</b>	<b>433</b>	<b>97189</b>

Table 6 : No. Of Cases Under Regional Anaesthesia And Analgesia in KKM hospitals, 2017

BIL	HOSPITAL	Total Number of Nerve Blocks				Blocks for anaesthesia	Blocks for analgesia	Number of Upper Limb Blocks				Number of Lower Limb Blocks				Number of Trunk Blocks				Total
		Done with ultrasound	Done with nerve stimulator	Done with both	Blocks for anaesthesia			Done with ultrasound	Done with nerve stimulator	Done with both	Done with ultrasound	Done with nerve stimulator	Done with both	Paravertebral	Lumbar Plexus	TAP Blocks	Others			
	<b>PERLIS</b>																			
1	Kangar	104	15		72	42	76	7		21	7						3	7		354
	<b>KEDAH</b>																			
2	Alor Setar	555			344	211	201			223							50	125		1709
3	Langkawi		6		6			1			5									18
4	Sungai Petani	142	142		142		104	104		23	23						5	10		695
	<b>PULAU PINANG</b>																			
5	Pulau Pinang	268	45		313		113	5		125	43					1	18	36		967
6	Seberang Jaya				176		147			29							19			371
7	Kepala Batas		1				1						1							3
	<b>PERAK</b>																			
8	Ipoh	240	2	36	225	185	159		18	55	2	21					22	123		1088
9	Seri Manjung	60	2		62		60				2									186
10	Teluk Intan	6			6		4			2									13	31
11	Taipng	133	133		133	133	116	116		17	17									798
12	Slim River	18			13	5											1	30		67
	<b>SELANGOR</b>																			
13	TAR, Kelang	364	10		379	426	323	6		130	4		1	4	284	69				2000
14	Ampang	203	10		164	49	145			42			3	1	15	7				639
15	Serdang	236	230		217	13	50	50		170	170				6					1142
16	Selayang	336	38		185	181	99	11		140	21		6	1	81	39				1138
17	Sungai Buloh	45			56	10	29			16				2	2	1				161
18	Kajang	34	25		32	27	21			11	1				6	18				175
19	Banting	2			2	10	2								10					26
20	Shah Alam	11	7		13	21	7	2		5	4				15	5				90
	<b>WILAYAH PERSEKUTUAN</b>																			
21	Kuala Lumpur	2071	31		679	1423	588			830	31		17	4	176	454				6304
22	Putrajaya	72	17		43	29	26	11		44	6				2					250
23	Institut Kanseer Negara,	7			7		2			2					1					19
	<b>NEGERI SEMBILAN</b>																			
24	Tuanku Jaafar, Seremban	36	1		42	13	29			6	1				5					133
25	Kuala Pilah	72	72		72	72	30	30		38	38				2	2				428
26	Port Dickson	32			20	12	27			5					17					113
	<b>MELAKA</b>																			
27	Melaka			137	14		40			67	5				7	35				305
	<b>JOHOR</b>																			
28	Sultanah Aminah, JB	63					40			23										126
29	Sultan Ismail, JB	163	58		140	86	55	50		58	58				28	20				716
30	Muar	22	3		15	40	12	1		5	2				6	17				123
31	Batu Pahat	187	0		170	17	157			30					4	14				579
32	Segamat	38			38		34			4										114
33	Kluang	177	2		86	93	98	2		79					24	20				581
	<b>PAHANG</b>																			
34	TAA, Kuantan	218	18		152	84	136	4		67	14			1	9	5				708
35	Temerloh	5	68		2	71	4	3			1				3	62				219
36	Kuala Lipis	61			61		36			20										183
	<b>TERENGGANU</b>																			
37	Kuala Terengganu	342	32		150	224	277	17		65	15				22	75				1219
38	Kemaman	111			111		74			37										1601
	<b>KELANTAN</b>																			
39	Kota Bharu	568	3	21	217	248	262		1	224	3	20		3	54	12				1636
40	Tanah Merah	10	6		16		16								10					58
	<b>SARAWAK</b>																			
41	Umum Sarawak	3941	28		227	539	152	5		82	16				119	181				555
42	Sibu	347			308	39	277			48				5	17					347
43	Miri	182	50		50	185	57	31		61	23				35	72				21
44	Bintulu	76			65	15	56			9					5	9				90
45	Sarikei	58	13	3	58	16	35		7	18	10				2	2				78
46	Kapit	33				39	2			1					21	15				69
	<b>SABAH</b>																			
47	Queen Elizabeth	87				87	54			20	12									87
48	Queen Elizabeth II	146			3	143	82			64					4	9				159
49	Duchess Of Kent	21			15	29	15						1	5	23					50
50	Likas	179				179	5			163					11					190
51	Keningau	3	3		6		3				3									6
52	Tawau	53	22		54	2	48				20				20					95
53	Lahad Datu	21	1		26	41	11	1		4	8				23	10				55
	<b>TOTAL</b>	4546	78	0	650	778	542	6594	0	200	39	0	0	5	176	262				1013

Table 6b : No. of cases UNDER REGIONAL ANAESTHESIA AND ANALGESIA 2017 ( Complication )

BIL	HOSPITAL	Complication															TOTAL	
		During block performance									Post op in ward			At 1 month				
		Poor needle visualization	failed block	technical difficulty	Horner's Syndrome	vascular puncture	failed stimulation	inadequate spread	anatomical variation	phenic nerve	others	Persistent numbness	Persistent weakness	Failed catheter	Numbness	Weakness		Others
<b>KEDAH</b>				2		6												8
<b>PULAU PINANG</b>																		
2	Pulau Pinang	2	7	5		2	1	7			1	2						27
3	Seberang Jaya	2		1				1			1			1				6
<b>PERAK</b>																		
4	Seri Manjung	15	16															31
<b>SELANGOR</b>																		0
5	Ampang	2			1	1		3	1		1	15	5	1		1		31
6	Serdang		3															3
7	Selayang										1	1						2
8	Sungai Buloh	2	6	1				1										10
9	Kajang		4		2			2										8
10	Banting		1															
11	Shah Alam		1															
<b>WILAYAH PERSEKUTUAN</b>																		
12	Kuala Lumpur	3		4				1	2		4	11	6			1		32
13	Putrajaya		1															1
<b>NEGERI SEMBILAN</b>																		
14	Tuanku Jaafar, Seremban										1							1
<b>JOHOR</b>																		
15	Kluang	2																2
<b>PAHANG</b>																		
16	Tengku Ampuan Afzan, Kuantan	3		3	1	3	1	1			4		2					18
<b>TERENGGANU</b>																		
17	Sultanah Nur Zahirah, Kuala Terengganu	1		1				2										4
18	Kemaman		44															
<b>KELANTAN</b>																		
19	Tanah Merah	5	3	6	1	1	1			2	1							20
<b>SARAWAK</b>																		
20	Umum Sarawak	19		6	1	1	1	6	3	1		7	1	34	0	0	1	81
21	Sibu		15															15
22	Sarikei		8					2										10
<b>TOTAL</b>		56	109	29	6	14	4	26	6	1	8	43	13	37	1	2	1	310



Table 7 : Acute pain service and techniques of pain control in KKM hospitals, 2017

No.	HOSPITAL	Patient Controlled Analgesia (IV)	Epidural Analgesia	Intra-thecal Opioid	Nerve / Plexus Infusion	S/C Morphine	Morphine Infusion	Oral strong opioids (e.g morphine / oxycodone)	TOTAL
	<b>PERLIS</b>								
1	Kangar	275	399	1189	114	69	2	36	2084
	<b>KEDAH</b>								
2	Alor Setar	1100	483	1933	532	0	40	75	4163
3	Langkawi	62	57	489	8	0	0	0	616
4	Sungai Petani	239	200	3208	142	152	0	0	3941
5	Kulim	94	35	907	19	4	0	0	1059
	<b>PULAU PINANG</b>								
6	Pulau Pinang	848	340	41	384	97	60	103	1873
7	Seberang Jaya	485	319	1099	283	14	2	52	2254
8	Bukit Mertajam	41	19	169	28	3	0	2	262
9	Kepala Batas	4	29	192	3	75	7	0	310
	<b>PERAK</b>								
10	Ipoh	1157	722	2424	380	0	88	1806	6577
11	Seri Manjung	232	67	327	46	1	4	0	677
12	Teluk Intan	325	62	921	19	2	0	0	1329
13	Taiping	282	430	1996	113	1	18	6	2846
14	Slim River	29	63	151	49	0	0	2	294
	<b>SELANGOR</b>								
15	Kelang	912	1323	2920	609	6	0	395	6165
16	Ampang	340	384	1562	225	3	0	2514	5028
17	Serdang	605	359	2115	233	197	0	3	3512
18	Selayang	1371	1086	3720	366	12	4	359	6918
19	Sungai Buloh	1021	254	3115	63	225	0	0	4678
20	Kajang	153	85	607	60	161	0	0	1066
	<b>WILAYAH PERSEKUTUAN</b>								
21	Kuala Lumpur	2161	109	0	1582	111	112	343	4418
22	Putrajaya	707	380	2578	74	7	0	154	3900
23	Labuan	0	4	285	0	92	0	4	385
	<b>NEGERI SEMBILAN</b>								
24	Seremban	828	398	3046	57	21	21	103	4474
25	Kuala Pilah	200	152	437	80	53	0	0	922
26	Port Dickson	26	47	224	2	0	0	0	299
	<b>MELAKA</b>								
27	Melaka	1603	129	3315	149	2850	102	67	8215
	<b>JOHOR</b>								
28	Sultanah Aminah, JB	1310	259	3148	118	442	54	154	5485
29	Sultan Ismail, JB	1411	1142	957	178	428	0	0	4116
30	Muar	260	255	500	44	41	0	44	1144
31	Batu Pahat	126	1032	201	3	0	0	0	1362
32	Segamat	230	122	563	92	123	0	4	1134
33	Kluang	443	110	305	177	34	0	16	1085

No.	HOSPITAL	Patient Controlled Analgesia (IV)	Epidural Analgesia	Intra-thecal Opioid	Nerve / Plexus Infusion	S/C Morphine	Morphine Infusion	Oral strong opioids (e.g morphine / oxycodone)*	TOTAL
	<b>PAHANG</b>								
34	Kuantan	693	563	2827	276	99	49	0	4507
35	Temerloh	1019	123	1736	89	0	0	0	2967
36	Kuala Lipis	84	94	345	0	0	0	0	523
	<b>TERENGGANU</b>								
37	Kuala Terengganu	1413	843	2690	236	8	69	374	5633
38	Kemaman	75	99	1059	0	35	15	93	1376
	<b>KELANTAN</b>								
39	Kota Bharu	546	652	3149	30	273	821	267	5738
40	Kuala Krai	61	94	644	57	49	283	1	1189
41	Tanah Merah	7	86	821	16	14	84	0	1028
	<b>SARAWAK</b>								
42	Umum Sarawak	1880	1202	988	771	25	126	64	5056
43	Sibu	157	416	1217	516	72	8	297	2683
44	Miri	381	150	632	227	205	25	0	1620
45	Bintulu	163	51	10	71	47	7	142	491
	<b>SABAH</b>								
46	Queen Elizabeth	815	235	1	0	7	2	0	1060
47	Duchess Of Kent	341	138	1497	65	201	3	28	2273
48	Keningau	2	8	49	6	10	3	1	79
49	Likas	411	54	3997	279	631	202	0	5574
50	Tawau	151	40	291	28	81	0	51	642
	<b>TOTAL</b>	<b>27079</b>	<b>15703</b>	<b>66597</b>	<b>8899</b>	<b>6981</b>	<b>2211</b>	<b>7560</b>	<b>135030</b>

- Epidural analgesia (infusion or patient controlled, lumbar & caudal)
- Intra-thecal opioid intra-thecal morphine only given for LSCS.
- Oral analgesics refers to cases being treated post op with oral analgesia only
- \*Only those patients on oral strong opioids alone ( not those convert from PCA or epidural to oral strong opioids )

Table 8 : Obstetric Analgesia Service, KKM 2017

No.	HOSPITAL	Epidural Analgesia For Labour
	<b>PERLIS</b>	
1	Kangar	16
	<b>KEDAH</b>	
2	Alor Setar	54
3	Langkawi	5
4	Sultan Abdul Halim,Sungai Petani	5
5	Kulim	2
	<b>PULAU PINANG</b>	
6	Pulau Pinang	125
7	Seberang Jaya	73
	<b>PERAK</b>	
8	Ipoh	719
9	Seri Manjung	2
10	Teluk Intan	5
11	Taiping	3
12	Slim River	2
	<b>SELANGOR</b>	
13	TuanKu Ampuan Rahimah, Kelang	489
14	Ampang	208
15	Serdang	51
16	Selayang	317
17	Sungai Buloh	133
18	Kajang	18
19	Shah Alam	32
	<b>WILAYAH PERSEKUTUAN</b>	
20	Kuala Lumpur	965
21	Putrajaya	866
	<b>NEGERI SEMBILAN</b>	
22	TuanKu Jaafar, Seremban	60
23	Kuala Pilah	5
24	Port Dickson	26
	<b>MELAKA</b>	
25	Melaka	80
	<b>JOHOR</b>	
26	Sultanah Aminah, JB	429
27	Sultan Ismail, JB	373
28	Muar	73
29	Segamat	1
30	Kluang	2
	<b>PAHANG</b>	
31	Tengku Ampuan Afzan, Kuantan	134
	<b>TERENGGANU</b>	
32	Sultanah Nur Zahirah, Kuala Terengganu	496
33	Kemaman	34
	<b>KELANTAN</b>	
34	Raja Perempuan Zainab II, Kota Bharu	82
35	Tanah Merah	2
	<b>SARAWAK</b>	
36	Umum Sarawak	537
37	Sibu	20
38	Miri	105
	<b>SABAH</b>	
39	Likas	71
40	Sandakan	1
41	Lahad Datu	4
42	Tawau	5
	<b>TOTAL</b>	<b>6630</b>

Table 9 : No. of attendances at Anaesthetic Clinic in KKM hospitals, 2017

No.	HOSPITAL	No. Of Patient Seen In Clinic
	<b>PERLIS</b>	
1	Kangar	1922
	<b>KEDAH</b>	
2	Alor Setar	2576
3	Langkawi	132
4	Sultan Abdul Halim,Sungai Petani	428
5	Kulim	567
	<b>PULAU PINANG</b>	
6	Pulau Pinang	5805
7	Seberang jaya	2020
	<b>PERAK</b>	
8	Ipoh	5247
9	Seri Manjung	550
10	Teluk Intan	1664
11	Taiping	1168
12	Slim River	415
	<b>SELANGOR</b>	
13	Tuanku Ampuan Rahimah, Kelang	4451
14	Ampang	2925
15	Serdang	3234
16	Selayang	5604
17	Sungai Buloh	2396
18	Kajang	1073
19	Banting	401
20	Shah Alam	1859
	<b>WILAYAH PERSEKUTUAN</b>	
21	Kuala Lumpur	11372
22	Putrajaya	3137
23	Institut Kanser Negara	268
	<b>NEGERI SEMBILAN</b>	
24	Tuanku Jaafar, Seremban	4976
25	Tuanku Ampuan Najihah, Kuala Pilah	954
26	Port Dickson	195
	<b>MELAKA</b>	
27	Melaka	6390
	<b>JOHOR</b>	
28	Sultanah Aminah, JB	8068
29	Sultan Ismail, JB	7923
30	Muar	1693
31	Batu Pahat	4092
32	Segamat	241
33	Kluang	1237
	<b>PAHANG</b>	
34	Tengku Ampuan Afzan, Kuantan	2954
35	Temerloh	2166
36	Kuala Lipis	310
	<b>TERENGGANU</b>	
37	Sultanah Nur Zahirah, Kuala Terengganu	4663
38	Kemaman	747
	<b>KELANTAN</b>	
39	Raja Perempuan Zainab II, Kota Bharu	2581
40	Kuala Krai	204
41	Tanah Merah	237
	<b>SARAWAK</b>	
42	Umum Sarawak	3671
43	Sibu	2540
44	Miri	1459
45	Bintulu	174
46	Sarikei	128
47	Kapit	119
	<b>SABAH</b>	
48	Queen Elizabeth	2330
49	Queen Elizabeth II	234
50	Duchess Of Kent	1186
51	Likas	1292
52	Keningau	28
53	Tawau	754
54	Lahad Datu	378
	<b>Total</b>	<b>123138</b>

Table 10 : Admissions, patient days and bed-occupancy rates in ICU KKM hospitals, 2017

No.	HOSPITAL	No. Of Admissions	Patients Days	Bed Occupancy Rate	Average length of stays (days)
	<b>PERLIS</b>				
1	Kangar	673	3439.00	68.87%	1023
	<b>KEDAH</b>				
2	Alor Setar	587	2740.00	89.00%	5.67
3	Langkawi	156	933.00	64.10%	5.98
4	Sultan Abdul Halim,Sungai Petani	1000	4647.00	79.57%	12.73
5	Kulim	572	2655.00	90.92%	4.6
	<b>PULAU PINANG</b>				
6	Pulau Pinang	1265	8894.00	89.00%	85.6% (8894)
7	Seberang Jaya	925	4872.00	102.70%	25.6
8	Bukit Mertajam	385	2523.00	100.09%	6.55
9	Kepala Batas	216	1173.00	80.37%	5.95
	<b>PERAK</b>				
10	Ipoh	1244	9111.00	88.58%	7.36
11	Seri Manjung	560	2332.00	101.00%	4,2
12	Teluk Intan	437	1455.00	118.00%	3
13	Taiping	1316	8052.00	110.10%	5.39
14	Slim River	348	1729.00	67.52%	4.98
	<b>SELANGOR</b>				
15	Tuanku Ampuan Rahimah, Kelang	1581	6.69	113.10%	4.8
16	Ampang	701	3732.00	85,2%	5.4
17	Serdang	795	5220.00	99.79%	5.8
18	Selayang	1187	8700.00	95.30%	7.32
19	Sungai Buloh	1070	6123.00	113.08%	5.46
20	Kajang	513	1944.00	88.70%	3.84
21	Banting	358	993.00	74.74%	NA
22	Shah Alam	515	NA	82.03%	4.394
	<b>WILAYAH PERSEKUTUAN</b>				
23	Kuala Lumpur ( GICU )	1845	10147.00	109.60%	5.5
	Kuala Lumpur ( PICU )	192	NA	84.00%	NA
24	Putrajaya	874	2.39	81.92%	4.7
25	Labuan	233	952.00	51.70%	4.1
	<b>NEGERI SEMBILAN</b>				
26	Tuanku Jaafar, Seremban	571	2713.00	92.90%	4
27	Tuanku Ampuan Najihah, Kuala Pilah	619	2920.00	100.00%	4.64
28	Port Dickson	252	1185.00	81.10%	4.8
	<b>MELAKA</b>				
29	Melaka	666	19.70	90.33%	4.99
	<b>JOHOR</b>				
30	Sultanah Aminah, JB	1546	364.00	107.83%	4.25
31	Sultan Ismail, JB	1021	3768.00	86.50%	3.76
32	Muar	587	1.60	68.10%	3.43
33	Batu Pahat	913	3.00	70.62%	NA
34	Segamat	348	365.00	114.10%	2.97
35	Kluang	459	6.60	110.60%	23.5

No.	HOSPITAL	No. Of Admissions	Patients Days	Bed Occupancy Rate	Average length of stays (days)
	<b>PAHANG</b>				
36	Tengku Ampuan Afzan, Kuantan	1173	9.85	104.40%	7.15
37	Temerloh	837	6.67	76.56%	6.09
38	Kuala Lipis	150	918.00	88.49%	77.6
	<b>TERENGGANU</b>				
39	Sultanah Nur Zahirah, Kuala Terengganu	1452	50.50	102.00%	4.2
	<b>KELANTAN</b>				
40	Raja Perempuan Zainab II, Kota Bharu	1515	82.67	94.61%	2.72
41	Kuala Krai	204	3.35	74.22%	NA
42	Tanah Merah	386	4.20	73.30%	4.5
	<b>SARAWAK</b>				
43	Umum Sarawak	1113	4854.00	116.04%	NA
44	Sibu	1336	7236.00	116.62%	NA
45	Miri	598	4365.00	91.30%	NA
46	Bintulu	388	1534.00	70.10%	NA
47	Sarikei	203	1256.00	106.07%	NA
48	Kapit	284	789.00	108.53%	NA
	<b>SABAH</b>				
49	Queen Elizabeth	828	5756.00	99.93%	6.1
50	Queen Elizabeth II	304	2514.00	86.00%	8
51	Duchess Of Kent	977	5858	89.24%	6
52	Likas	299	1426.00	65.11%	4.43
53	Keningau	211	932.00	63.80%	4.6
54	Tawau	498	2478.00	941.00%	4
55	Lahad datu	275	1273.00	87.19%	5.47
	<b>TOTAL</b>	<b>39561</b>	<b>145067.22</b>	<b>266.46%</b>	

Table 11 : Admissions, patient days and bed-occupancy rates in HDU / PACU in KKM hospitals, 2017

No.	HOSPITAL	No. Of Admissions	Patients Days	Bed Occupancy Rate
	<b>KEDAH</b>			
1	Alor Setar	643	3707.00	100.00%
	<b>PERAK</b>			
2	Ipoh	1049	5.58	57.06%
	<b>SELANGOR</b>			
3	Kelang	667	8.81	108.16%
4	Ampang	317	1053.00	72.12%
5	Serdang	438	1606.00	55.00%
6	Selayang	430	915.00	63.00%
7	Sungai Buloh	1046	5695.00	92.72%
	<b>WILAYAH PERSEKUTUAN</b>			
8	Kuala Lumpur ( GICU )	453	8.60	104.40%
	<b>NEGERI SEMBILAN</b>			
9	Seremban	555	2365.00	92.20%
10	Port Dickson	111	657.00	73.30%
	<b>MELAKA</b>			
11	Melaka	341	1.00	52.80%
	<b>JOHOR</b>			
12	Sultanah Aminah, JB	92	275.00	0.00%
13	Sultan Ismail, JB	467	2702.00	73.90%
14	Muar	226	3.40	32.8% / 66.1%
15	Segamat	187	365.00	48.06%
	<b>TERENGGANU</b>			
16	Kuala Terengganu	3	1.00	25.00%
	<b>SARAWAK</b>			
17	Umum Sarawak	508	65.18	79.97%
	<b>SABAH</b>			
18	Queen Elizabeth	705	73.00	87.10%
19	Likas	9	21.00	1.43%
20	Lahad datu	189	1000.00	91.32%
	<b>TOTAL</b>	<b>8436</b>	<b>20527.57</b>	<b>67.24%</b>

Table 12 : Pain Management Services in KKM Hospital (excluding APS and OAS),2017

No.	HOSPITAL	Total No. Of Patients Seen In Pain Clinic	Total No. Of New Cases Seen In Pain Clinic	Total No. Of Follow Up Cases Seen In Clinic	No. Of Ward Referrals (Chronic non cancer pain)	No. Of Ward Referrals (cancer pain)	No. Of Ward Referrals (acute pain)*	No. Of Procedures Done in clinic/ward (excluding Acupuncture)	No. Of Procedures Done In OT	No. Of Acupuncture Session
	<b>PERLIS</b>									
1	Kangar	195	45	164	42	10	24	0	12	24
	<b>KEDAH</b>									
2	Alor Setar	382	93	290	17	10	154	46	37	45
	<b>PULAU PINANG</b>									
3	Pulau Pinang	1924	194	1730	23	16	115	4	13	932
	<b>PERAK</b>									
4	Ipoh	1447	92	1355	38	17	334	21	36	1807
5	Taiping	1186	98	1084	22	8	0	50	46	576
	<b>SELANGOR</b>									
6	Kelang	1037	112	925	23	15		19	58	
7	Serdang				6	2	12			
8	Selayang	1922	213	1682	96	92	292	11	103	59
9	Sungai Buloh	71	40	31	21	3	140	0	0	0
10	Kajang	23	11	12			56			
	<b>WILAYAH PERSEKUTUAN</b>									
11	Kuala Lumpur	1708	229	1479	83	71	721	0	51	88
12	Institut Kanser Negara, Putrajaya	135	56	279	0	117	7	0	7	0
	<b>NEGERI SEMBILAN</b>									
13	Seremban	681	100	581	35	14	4	7	17	0
	<b>MELAKA</b>									
14	Melaka	4518	454	4064	448	188	184	9	14	5
	<b>JOHOR</b>									
15	Sultanah Aminah, JB	500	162	338	15	19	277	0	14164	0
16	Sultan Ismail, JB	2159	828	1331	0	0	0	22	54	0
17	Segamat	15	6	11	0	2	2	1	0	0
	<b>PAHANG</b>									
18	Kuantan	151	45	96	0	0	0	0	0	0
	<b>TERENGGANU</b>									
19	Kuala Terengganu	959	116	797	68	68	129	34	55	5
	<b>KELANTAN</b>									
20	Kota Bharu	580	70	510	30	74	225	26	85	2
	<b>SARAWAK</b>									
21	Umum Sarawak	285	56	229	11	17	177	8	3	0
22	Miri	82	7	67	11	1	43	0	0	0
23	Sibu	88	17	71	13	42	52	0	1	0
24	Sarikei	1	1	1	1	1	0	0	0	0
	<b>SABAH</b>									
25	Queen Elizabeth	894	52	842	39	22	107	18	36	48
26	Queen Elizabeth II	323	24	299	23	6	34	5	16	7
27	Duchess Of Kent	98	24	86	23	8	1	0	0	0
	<b>TOTAL</b>	21169	3070	18190	1046	813	3066	281	14796	3574

\* includes patients managed in Emergency Department



Table 13: No. of anaesthetics administered according to techniques (Paediatric)

No.	HOSPITAL	General Anaesthesia	Combined General & Regional Anaesthesia (CGRA)	Combined General & Plexus Blockade including Ilio-inguinal Block	MAC / Sedation	TIVA / TCI	TOTAL
	<b>PERLIS</b>						
1	Kangar	565	29	0	0	0	594
	<b>KEDAH</b>						
2	Alor Setar	778	0	232	0	0	1010
3	Langkawi	111	4	3	13	0	131
4	Sungai Petani	726	0	0	0	0	726
5	Kulim	277	14	4	7	0	302
	<b>PULAU PINANG</b>						
6	Pulau Pinang	843	36	9	0	0	888
7	Seberang Jaya	425	80	7	1	0	513
8	Bukit Mertajam	110	12	2	0	0	124
9	Kepala Batas	158	61	2	0	0	221
	<b>PERAK</b>						
10	Ipoh	1620	80	110	2	8	1820
11	Seri Manjung	233	2	11	36	0	282
12	Teluk Intan	438	0	7	0	0	445
13	Taiping	595	1	4	0	0	600
	<b>SELANGOR</b>						
14	Kelang	916	0	79	104	0	1099
15	Ampang	382	0	18	21	0	421
16	Serdang	1099	10	10	0	0	1119
17	Selayang	976	6	39	8	0	1029
18	Sungai Buloh	2000	0	500	50	30	2580
19	Kajang	365	17	19	9	0	410
20	Banting	53	0	0	1	0	54
21	Shah Alam	428	0	5	0	0	433
	<b>WILAYAH PERSEKUTUAN</b>						
22	Kuala Lumpur	2544	512	91	22	0	3169
23	Putrajaya	509	0	0	1	0	510
24	Institut Kanser Negara	17	0	0	0	0	17
25	Labuan	50	4	5	0	0	59
	<b>NEGERI SEMBILAN</b>						
26	Tuanku Jaafar, Seremban	1068	0	0	0	0	1068
27	Kuala Pilah	254	1	3	0	0	258
28	Port Dickson	28	9	13	0	0	50
	<b>MELAKA</b>						
29	Melaka	384	39	1	0	0	424
	<b>JOHOR</b>						
30	Sultanah Aminah, JB	1121	10	83	0	170	1384
31	Sultan Ismail, JB	820	2	0	0	0	822
32	Muar	321	4	28	2	0	355
33	Batu Pahat	402	30	21	12	0	465
34	Segamat	206	19	16	26	0	267
35	Kluang	356	12	0	0	0	368
	<b>PAHANG</b>						
36	Tengku Ampuan Afzan, Kuantan	1491	8	25	1	0	1525
37	Temerloh	747	3	33	2	0	785
38	Kuala Lipis	530	0	10	0	0	540

No.	HOSPITAL	General Anaesthesia	Combined General & Regional Anaesthesia (CGRA)	Combined General & Plexus Blockade including Ilio-inguinal Block	MAC / Sedation	TIVA / TCI	TOTAL
	<b>TERENGGANU</b>						
39	Kuala Terengganu	1547	105	0	7	114	1773
40	Kemaman	191	3	1	6	0	201
	<b>KELANTAN</b>						
41	Kota Bharu	887	307	16	7	89	1306
42	Tanah Merah	100	16	0	0	0	116
	<b>SARAWAK</b>						
43	Umum Sarawak	1538	105	155	136	21	1955
44	Pusat Jantung Sarawak	197	0	0	0	0	197
45	Sibu	551	16	42	0	14	623
46	Miri	516	39	36	8	11	610
47	Bintulu	191	0	9	4	0	204
48	Sarikei	81	12	0	0	0	93
49	Kapit	9	0	2	3	0	14
50	Sri Aman	3	0	0	0	0	3
	<b>SABAH</b>						
51	Queen Elizabeth	14	0	0	0	0	14
52	Queen Elizabeth II	128	0	0	0	0	128
53	Duchess Of Kent	419	14	8	0	0	441
54	Likas	3753	36	78	130	35	4032
55	Keningau	255	5	3	21	0	284
56	Tawau	156	0	0	0	0	156
57	Lahad datu	94	0	0	0	0	94
	<b>TOTAL</b>	<b>34576</b>	<b>1663</b>	<b>1740</b>	<b>640</b>	<b>492</b>	<b>39111</b>

Table 14: No. of anaesthetics administered according to nature of surgery (Paediatric)

No.	HOSPITAL	Elective Surgery	Emergency Surgery		TOTAL
				(%)	
	<b>PERLIS</b>				
1	Kangar	445	149	25.1%	594
	<b>KEDAH</b>				
2	Alor Setar	588	422	41.8%	1010
3	Langkawi	55	76	58.0%	131
4	Sultan Abdul Halim, Sungai Petani	346	380	52.3%	726
5	Kulim	184	118	39.1%	302
	<b>PULAU PINANG</b>				
6	Pulau Pinang	546	342	38.5%	888
7	Seberang Jaya	236	277	54.0%	513
8	Bukit Mertajam	118	6	4.8%	124
9	Kepala Batas	221	0	0.0%	221
	<b>PERAK</b>				
10	Ipoh	1119	701	38.5%	1820
11	Seri Manjung	141	141	50.0%	282
12	Teluk Intan	189	256	57.5%	445
13	Taiping	283	318	52.9%	601
	<b>SELANGOR</b>				
15	Tuanku Ampuan Rahimah, Kelang	763	336	30.6%	1099
16	Ampang	262	159	37.8%	421
17	Serdang	776	343	30.7%	1119
18	Selayang	705	324	31.5%	1029
19	Sungai Buloh	1500	500	25.0%	2000
20	Kajang	198	212	51.7%	410
	Banting	30	24	44.4%	54
	Shah Alam	243	190	43.9%	433
	<b>WILAYAH PERSEKUTUAN</b>				
21	Kuala Lumpur	1958	1211	38.2%	3169
22	Putrajaya	124	193	60.9%	317
23	Labuan	28	31	52.5%	59
	<b>NEGERI SEMBILAN</b>				
24	Tuanku Jaafar, Seremban	595	473	44.3%	1068
25	Tuanku Ampuan Najihah, Kuala Pilah	150	108	41.9%	258
26	Port Dickson	41	9	18.0%	50
	<b>MELAKA</b>				
27	Melaka	279	145	34.2%	424
	<b>JOHOR</b>				
28	Sultanah Aminah, JB	719	665	48.0%	1384
29	Sultan Ismail, JB	415	407	49.5%	822
30	Muar	196	159	44.8%	355
31	Batu Pahat	237	228	49.0%	465
32	Segamat	166	101	37.8%	267
33	Kluang	172	196	53.3%	368
	<b>PAHANG</b>				
35	Tengku Ampuan Afzan, Kuantan	822	703	46.1%	1525
36	Temerloh	405	380	48.4%	785
37	Kuala Lipis	651	1639	71.6%	2290
	<b>TERENGGANU</b>				
38	Sultanah Nur Zahirah, Kuala Terengganu	1233	540	30.5%	1773
39	Kemaman	99	102	50.7%	201
	<b>KELANTAN</b>				
40	Raja Perempuan Zainab II, Kota Bharu	1202	581	32.6%	1783
41	Kuala Krai	1442	1899	56.8%	3341
42	Tanah Merah	54	62	53.4%	116

No.	HOSPITAL	Elective Surgery	Emergency Surgery		TOTAL
	<b>SARAWAK</b>				
43	Umum Sarawak	7757	7765	50.0%	15522
44	Sibu	3488	3829	52.3%	7317
45	Miri	2386	3055	56.1%	5441
46	Bintulu	1042	2030	66.1%	3072
47	Sarikei	493	935	65.5%	1428
48	Kapit	200	220	52.4%	420
49	Serian	203	119	37.0%	322
50	Bau	18	11	37.9%	29
51	Lundu	162	27	14.3%	189
52	Simunjan	3	10	76.9%	13
53	Sri Aman	61	119	66.1%	180
54	Betong	14	8	36.4%	22
55	Saratok	7	1	12.5%	8
56	Mukah	172	50	22.5%	222
57	Daro	9	10	52.6%	19
58	Kanowit	126	3	2.3%	129
59	Lawas	36	51	58.6%	87
60	Limbang	419	200	32.3%	619
61	Marudi	19	13	40.6%	32
	<b>SABAH</b>				
62	Queen Elizabeth	4127	3439	45.5%	7566
	Queen Elizabeth II	2199	1914	46.5%	4113
63	Duchess Of Kent	1794	3227	64.3%	5021
64	Likas	5177	5959	53.5%	11136
65	Keningau	1531	1870	55.0%	3401
66	Tawau	1382	3617	72.4%	4999
67	Kudat	90	102	53.1%	192
68	Kota Marudu	25	110	81.5%	135
69	Kota Belud	142	102	41.8%	244
70	Mesra, Bukit Padang	982	0	0.0%	982
72	Beufort	188	167	47.0%	355
73	Sipitang	15	39	72.2%	54
74	Tenom	334	6	1.8%	340
75	Tambunan	15	95	86.4%	110
76	Ranau	750	1993	72.7%	2743
77	Beluran	54	109	66.9%	163
78	Pitas	16	29	64.4%	45
79	Lahad datu	236	1368	85.3%	1604
80	Kunak	36	22	37.9%	58
81	Semporna	8	0	0.0%	8
82	Kuala Penyu	2	0	0.0%	2
	<b>TOTAL</b>	<b>55652</b>	<b>57730</b>	<b>50.9%</b>	<b>113382</b>

Table 15: No. of anaesthetics for day care (Paediatric)

No.	HOSPITAL	Day Care Surgery	Day Of Surgery Admissions
	<b>PERLIS</b>		
1	Kangar	0	65
	<b>KEDAH</b>		
2	Alor Setar	256	
3	Langkawi	21	2
4	Sungai Petani	58	0
5	Kulim	32	0
	<b>PULAU PINANG</b>		
6	Pulau Pinang	0	0
7	Seberang Jaya	78	51
8	Kepala Batas	40	14
	<b>PERAK</b>		
9	Ipoh	384	121
10	Seri Manjung	48	2
11	Teluk Intan	13	5
12	Taiping	3	1
13	Slim River	0	0
	<b>SELANGOR</b>		
14	Kelang	363	1
15	Ampang	52	
16	Serdang	296	0
17	Selayang	172	9
18	Sungai Buloh	200	5
19	Kajang	0	107
20	Shah Alam	154	0
	<b>WILAYAH PERSEKUTUAN</b>		
21	Kuala Lumpur	554	0
22	Putrajaya	192	6
	<b>NEGERI SEMBILAN</b>		
23	Serenban	258	11
	<b>MELAKA</b>		
24	Melaka	6	6
	<b>JOHOR</b>		
25	Sultan Ismail, JB	434	147
	<b>PAHANG</b>		
26	Kuantan	200	8
27	Temerloh	6	0
28	Kuala Lipis	49	0
	<b>TERENGGANU</b>		
29	Kuala Terengganu	471	1
	<b>SARAWAKK</b>		
30	Umum Sarawak	77	0
	<b>SABAH</b>		
31	Duchess Of Kent	48	0
32	Likas	671	15
	<b>TOTAL</b>	<b>5136</b>	<b>577</b>

Table 16: No. of anaesthetics administered in KKM hospitals, 2013 – 2017

No.	HOSPITAL	2013	2014	2015	2016	2017
	<b>PERLIS</b>					
1	Kangar	4575	4972	5331	5707	5834
	<b>KEDAH</b>					
2	Alor Setar	16330	16492	16398	16581	16418
3	Langkawi	2044	1921	1788	1696	1757
4	Sungai Petani	10443	11463	11651	11472	12229
5	Kulim	3951	4199	4583	5101	4808
	<b>PULAU PINANG</b>					
6	Pulau Pinang	11752	14014	13188	13746	11106
7	Seberang Jaya	3518	6580	7711	7462	7922
8	Bukit Mertajam	3340	1625	1410	1476	1463
9	Kepala Batas	666	226	178	688	1171
	<b>PERAK</b>					
10	Ipoh	16520	17196	17535	16975	17514
11	Seri Manjung	3800	3954	4073	3910	4192
12	Teluk Intan	5036	5502	5448	5361	5689
13	Taiping	10320	10059	9517	10790	9962
14	Slim River	1425	1478	1280	1307	1469
	<b>SELANGOR</b>					
15	Kelang	13530	13747	13657	12962	13030
16	Ampang	6651	7386	7502	7539	7373
17	Serdang	NA	10422	9440	10093	11830
18	Selayang	12343	12692	12872	13247	13256
19	Sungai Buloh	11469	12214	12568	11877	15654
20	Kajang	4391	4896	4975	4904	4980
21	Banting	NA	495	566	818	1163
22	Shah Alam				3783	5437
	<b>WILAYAH PERSEKUTUAN</b>					
23	Kuala Lumpur	27020	25732	26404	26417	27402
24	Putrajaya	6304	7270	6922	8197	7263
25	Institut Kanser Negara, Putrajaya				764	822
26	Labuan	914	799	775	775	777
	<b>NEGERI SEMBILAN</b>					
27	Tuanku Jaafar, Seremban	9922	10397	11371	12134	12826
28	Tuanku Ampuan Najihah, Kuala Pilah	3183	3077	2790	3028	3155
29	Port Dickson	NA	733	776	554	813
	<b>MELAKA</b>					
30	Melaka	13771	13827	14260	14028	14461
	<b>JOHOR</b>					
31	Sultanah Aminah, JB	16115	15616	15585	14377	13976
32	Sultan Ismail, JB	8346	9750	9321	9419	9710
33	Muar	4828	5014	4986	5498	5074
34	Batu Pahat	4578	5285	5662	6252	6484
35	Segamat	3556	3713	3336	3564	3650
36	Kluang	3008	3218	3737	3888	3974
	<b>PAHANG</b>					
37	Tengku Ampuan Afzan, Kuantan	10632	12350	14263	13052	13227
38	Temerloh	6504	6581	7106	7469	7526
39	Kuala Lipis	NA	1826	1732	2035	2290
	<b>TERENGGANU</b>					
40	Sultanah Nur Zahirah, Kuala Terengganu	11446	11859	13929	14490	15498
41	Kemaman	1880	1810	NA	2018	2316

No.	HOSPITAL	2013	2014	2015	2016	2017
	<b>KELANTAN</b>					
42	Raja Perempuan Zainab II, Kota Bharu	11008	11892	9251	13196	11308
43	Kuala Krai	2293	2144	2492	2655	2716
44	Tanah Merah	NA	1977	2015	2043	2054
	<b>SARAWAK</b>					
45	Umum Sarawak	14510	14553	15317	15474	15522
46	Pusat Jantung Sarawak				512	805
47	Sibu	6651	6992	6871	7361	7317
48	Miri	4221	4544	4695	4879	5441
49	Bintulu	2586	2264	2587	3049	3072
50	Sarikei	889	938	921	1217	1428
51	Kapit	288	228	291	699	420
52	Serian	572	493	403	330	322
53	Bau	164	42	35	71	29
54	Lundu	261	225	210	219	189
55	Simunjan	27	34	44	21	13
56	Sri Aman	103	140	105	213	180
57	Betong	91	298	253	84	22
58	Saratok	60	39	37	16	8
59	Mukah	248	218	234	222	222
60	Daro	42	8	4	33	19
61	Kanowit	41	118	176	115	129
62	Lawas	234	144	104	150	87
63	Limbang	798	791	673	538	619
64	Marudi	117	100	91	70	32
	<b>SABAH</b>					
65	Queen Elizabeth	10033	1374	2129	2734	7566
66	Queen Elizabeth II		8933	8833	8891	4113
67	Duchess Of Kent	5259	5216	4600	4367	5021
68	Likas	8863	9183	9959	10488	11136
69	Keningau	1954	2190	2109	2316	3401
70	Tawau	5795	5478	5246	4789	5002
71	Kudat	405	323	377	211	192
72	Kota Marudu	266	211	174	188	135
73	Kota Belud	299	295	179	189	244
74	Mesra, Bukit Padang	565	593	807	865	982
75	Papar	NA	NA	397	470	355
76	Beaufort	395	460	108	91	54
77	Sipitang	41	70	13	436	340
78	Tenom	224	NA	213	150	110
79	Tambunan	253	220	2026	2428	2743
80	Ranau	2037	2111	62	96	163
81	Beluran	206	165	59	55	45
82	Pitas	56	NA	66	233	756
83	Kinabatangan	NA	81	2094	1979	1604
84	Lahad datu	2053	2027	71	0	38
85	Kunak	NA	35	131	126	58
86	Semporna	53	44	8	0	8
87	Kuala Penyu	28	50	54	0	2
	<b>TOTAL</b>	<b>360085</b>	<b>389645</b>	<b>393165</b>	<b>411739</b>	<b>421523</b>

Table 17: No. of anaesthetics administered for emergency surgery in KKM hospitals, 2013 - 2017

No	HOSPITAL	2013	2014	2015	2016	2017
<b>PERLIS</b>						
1	Kangar	56.40%	58.50%	58.41%	60.73%	60.18%
<b>KEDAH</b>						
2	Alor Setar	55.70%	58.91%	61.32%	59.99%	59.11%
3	Langkawi	73.70%	69.74%	62.12%	63.86%	62.44%
4	Sultan Abdul Halim,Sungai Petani	66.70%	66.14%	66.85%	66.51%	65.53%
5	Kulim	59.10%	63.02%	74.56%	47.76%	50.87%
<b>PULAU PINANG</b>						
6	Pulau Pinang	43.50%	48.49%	48.67%	46.58%	61.59%
7	Seberang Jaya	88.20%	70.93%	70.54%	68.32%	69.78%
8	Bukit Mertajam	59.70%	11.20%	6.74%	8.94%	5.00%
9	Kepala Batas	0.00%	0.00%	18.54%	46.95%	27.50%
<b>PERAK</b>						
10	Ipoh	58.90%	57.93%	57.42%	56.78%	58.04%
11	Seri Manjung	63.30%	71.40%	70.59%	69.28%	66.63%
12	Teluk Intan	67.30%	59.69%	62.70%	62.15%	61.57%
13	Taiping	67.20%	62.13%	58.66%	56.78%	56.63%
14	Slim River	59.00%	49.12%	52.58%	48.13%	55.14%
<b>SELANGOR</b>						
15	TuanKu Ampuan Rahimah, Kelang	54.80%	55.67%	55.64%	57.30%	55.20%
16	Ampang	58.80%	58.85%	59.37%	58.01%	56.42%
17	Serdang	NA	52.09%	55.39%	54.40%	52.84%
18	Selayang	45.90%	47.65%	47.58%	49.60%	48.40%
19	Sungai Buloh	60.20%	59.87%	57.41%	59.72%	54.14%
20	Kajang	71.20%	73.67%	70.65%	70.19%	71.59%
21	Banting	NA	NA	43.29%	43.72%	54.69%
22	Shah Alam	NA	NA	NA	65.87%	67.45%
<b>WILAYAH PERSEKUTUAN</b>						
23	Kuala Lumpur	44.40%	45.48%	44.64%	42.22%	42.81%
24	Putrajaya	47.20%	48.18%	58.40%	53.06%	49.79%
25	Institut Kanser Negara				0.71%	2.06%
26	Labuan	68.70%	66.71%	62.97%	62.97%	63.06%
<b>NEGERI SEMBILAN</b>						
27	TuanKu Jaafar, Seremban	54.60%	52.51%	54.71%	56.91%	58.10%
28	TuanKu Ampuan Najihah, Kuala Pilah	63.00%	65.32%	69.32%	69.48%	64.22%
29	Port Dickson	NA	57.71%	57.20%	63.18%	58.79%
<b>MELAKA</b>						
30	Melaka	59.20%	60.26%	40.53%	58.95%	60.89%
<b>JOHOR</b>						
31	Sultanah Aminah, JB	65.40%	67.99%	68.03%	63.76%	70.97%
32	Sultan Ismail, JB	65.40%	62.09%	63.39%	67.55%	66.27%
33	Muar	50.50%	68.27%	69.47%	67.69%	68.15%
34	Batu Pahat	60.90%	65.00%	60.61%	58.70%	60.39%
35	Segamat	63.40%	65.07%	67.45%	63.92%	63.56%
36	Kluang	68.70%	66.10%	57.99%	62.55%	68.57%
<b>PAHANG</b>						
37	Tengku Ampuan Afzan, Kuantan	55.70%	54.98%	57.47%	57.46%	57.33%
38	Temerloh	57.20%	58.38%	63.51%	62.18%	64.54%
39	Kuala Lipis	NA	72.73%	66.97%	68.45%	71.39%
<b>TERENGGANU</b>						
40	Sultanah Nur Zahirah, Kuala Terengganu	58.00%	57.29%	58.61%	58.62%	55.70%
41	Kemaman	64.50%	62.87%	NA	63.03%	63.47%
<b>KELANTAN</b>						
42	Raja Perempuan Zainab II, Kota Bharu	57.40%	55.86%	58.97%	54.07%	56.23%
43	Kuala Krai	69.90%	62.69%	65.79%	65.47%	56.84%
44	Tanah Merah	NA	69.80%	69.88%	73.13%	68.84%



No	HOSPITAL	2013	2014	2015	2016	2017
	<b>SARAWAK</b>					
45	Umum Sarawak	53.80%	54.02%	53.94%	51.58%	50.03%
46	Pusat Jantung Sarawak	NA	NA	NA	13.28%	4.84%
47	Sibu	54.10%	50.40%	53.60%	51.12%	52.33%
48	Miri	66.70%	63.73%	60.09%	60.85%	56.15%
49	Bintulu	64.50%	65.68%	62.78%	72.91%	66.08%
50	Sarikei	57.40%	56.08%	53.09%	64.17%	65.48%
51	Kapit	43.40%	55.26%	45.02%	30.90%	52.38%
52	Serian	51.00%	55.98%	53.60%	41.21%	36.96%
53	Bau	15.20%	47.62%	60.00%	12.68%	37.93%
54	Lundu	44.80%	26.22%	18.57%	15.53%	14.29%
55	Simunjan	51.90%	44.12%	11.36%	33.33%	76.92%
56	Sri Aman	45.60%	45.71%	54.29%	57.75%	66.11%
57	Betong	28.60%	15.77%	15.02%	50.00%	36.36%
58	Saratok	33.30%	51.28%	40.54%	31.25%	12.50%
59	Mukah	47.60%	41.28%	23.50%	22.52%	22.52%
60	Daro	9.50%	87.50%	75.00%	72.73%	52.63%
61	Kanowit	12.20%	0.85%	0.00%	0.00%	2.33%
62	Lawas	46.60%	58.33%	44.23%	42.67%	58.62%
63	Limbang	29.30%	31.86%	29.57%	37.92%	32.31%
64	Marudi	51.30%	42.00%	57.14%	48.75%	40.63%
	<b>SABAH</b>					
65	Queen Elizabeth	47.50%	48.10%	31.52%	40.01%	45.45%
66	Queen Elizabeth II	NA	NA	47.14%	45.27%	46.54%
67	Duchess Of Kent	64.60%	65.26%	70.00%	73.62%	64.27%
68	Likas	59.20%	60.13%	62.13%	56.66%	53.51%
69	Keningau	63.00%	66.62%	65.67%	64.55%	54.98%
70	Tawau	72.10%	73.55%	72.59%	70.31%	72.35%
71	Kudat	25.40%	46.75%	47.21%	59.24%	53.13%
72	Kota Marudu	54.50%	53.55%	68.39%	56.91%	81.48%
73	Kota Belud	44.80%	49.83%	53.63%	61.38%	41.80%
74	Mesra, Bukit Padang	0.00%	0.00%	0.00%	0.00%	0.00%
75	Beaufort	44.30%	50.87%	51.85%	49.79%	47.04%
76	Sipitang	92.70%	94.29%	0.00%	62.64%	72.22%
77	Tenom	100.00%	NA	79.81%	0.00%	1.76%
78	Tambunan	85.80%	80.45%	71.22%	92.67%	86.36%
79	Ranau	67.50%	68.71%	22.58%	0.00%	72.66%
80	Beluran	24.30%	16.36%	40.68%	47.92%	66.87%
81	Pitas	62.50%	56.79%	69.70%	61.82%	64.44%
82	Tuaran	NA	NA	NA	83.69%	15.21%
83	Kinabatangan	NA	NA	69.29%	NA	85.29%
84	Lahad datu	70.00%	74.54%	0.00%	71.35%	18.42%
85	Kunak	NA	34.29%	79.39%	52.38%	37.93%
86	Semporna	83.00%	43.18%	0.00%	NA	0.00%
87	Kuala Penyu	100.00%	98.00%	59.26%	NA	0.00%
	<b>AVERAGE</b>	<b>57.20%</b>	<b>57.63%</b>	<b>57.51%</b>	<b>56.76%</b>	<b>57.02%</b>

Table 18: Saturdays Lists in KKM Hospitals, 2017

Bil	Hospital	No. of operations done under Saturday List			No. of Saturday elective list (as of Dec 31st 2017)
		General Anaesthesia	Local Anaesthesia	Total	
1	Kangar	101	50	50	48
2	Alor Setar	290	70	360	360
3	Langkawi	131	2	133	40
4	Sungai Petani	44	44	88	88
5	Kulim	16	52	68	68
5	Pulau Pinang	379	119	498	498
6	Seberang Jaya	208	236	444	122
7	Bukit Mertajam	0	239	239	60
8	Ipoh	580	62	642	642
9	Seri Manjung	24	-	24	24
10	Teluk Intan	56	30	86	86
11	Taiping	80	17	97	97
12	Kelang	440	193	633	633
13	Ampang	110	11	121	121
14	Serdang	84	-	84	84
15	Selayang	169	-	169	178
16	Sungai Buloh	176	-	176	176
17	Kajang	60	-	198	60
18	Kuala Lumpur	791	221	1012	1012
19	Putrajaya	218	51	269	269
20	Tuanku Jaafar, Seremban	180	4	198	198
21	Kuala Pilah	43	-	43	43
22	Melaka	278	15	293	293
23	Sultanah Aminah, JB	470	106	576	576
24	Sultan Ismail, JB	217	0	217	37
25	Muar	51	47	98	98
26	Segamat	100	12	112	112
27	Kuantan	297	151	448	448
28	Temerloh	244	128	372	372
29	Kuala Terengganu	347	-	347	347
30	Kemaman	116	50	166	166
31	Kota Bharu	240	80	320	320
32	Tanah Merah	66	-	66	66
33	Umum Sarawak	304	223	527	167
34	Miri	106	298	404	72
35	Sibu	142	252	394	105
TOTAL		7158	2763	9972	8086

Table 19: Trends in output for Program Anestisiologi, KKM, 2004-2017

	2004	2005	2006	2007	2008	2009	2010	2011	2012	2013	2014	2015	2016	2017
														(% increase from 2016)
No. of anaesthetics administered	229686	266660	277271	286324	301321	308391	319628	339844	363039	358100	387631	391150	409723	421523
														↑2.88 %
No. of anaesthetics for day care surgery	NA	NA	4777	5190	5363	5315	5543	8367	9838	10608	10922	12535	12158	17857
														↑46.87%
No. of patients under acute pain service	18731	22459	31131	40490	52440	61583	65319	81801	91766	98246	114131	126223	136654	135030
														↓1.19 %
No. of patients under obstetric analgesia service	NA	3161	3367	3137	3363	3952	4370	3949	3597	4654	5298	5667	6540	6630
														↑1.38%
No. of attendance at anaesthetic clinic	NA	NA	16266	20363	30795	48491	52880	61873	76686	87522	91258	98938	108414	123138
														↑13.58 %
No. of ICU admissions	15115	13027	16234	20075	23928	24908	30089	32621	36542	46906	40661	40793	41488	39561
														↓4.64 %
No. of HDU admissions	NA	NA	3226	3536	5662	7000	7474	5991	6212	6402	7378	7375	7449	8436
														↑13.25 %
No. of attendance at chronic pain clinic	NA	NA	173	1785	3199	4622	6281	7368	8954	10756	12196	14297	16870	21169
														↑25.48%

Trends in output for Program Anestisiologi, KKM, 2004-2017

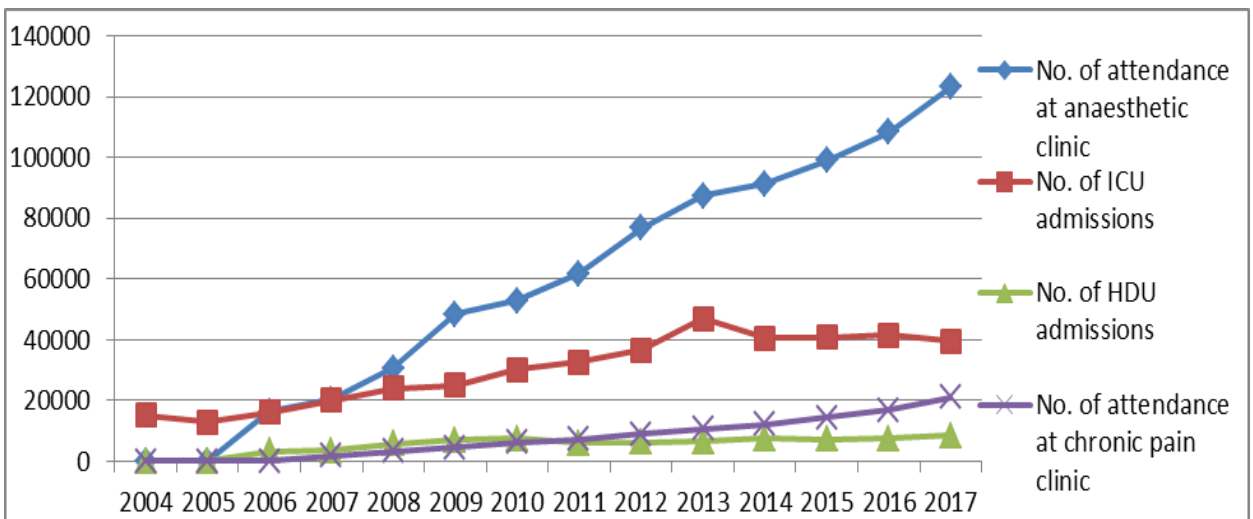
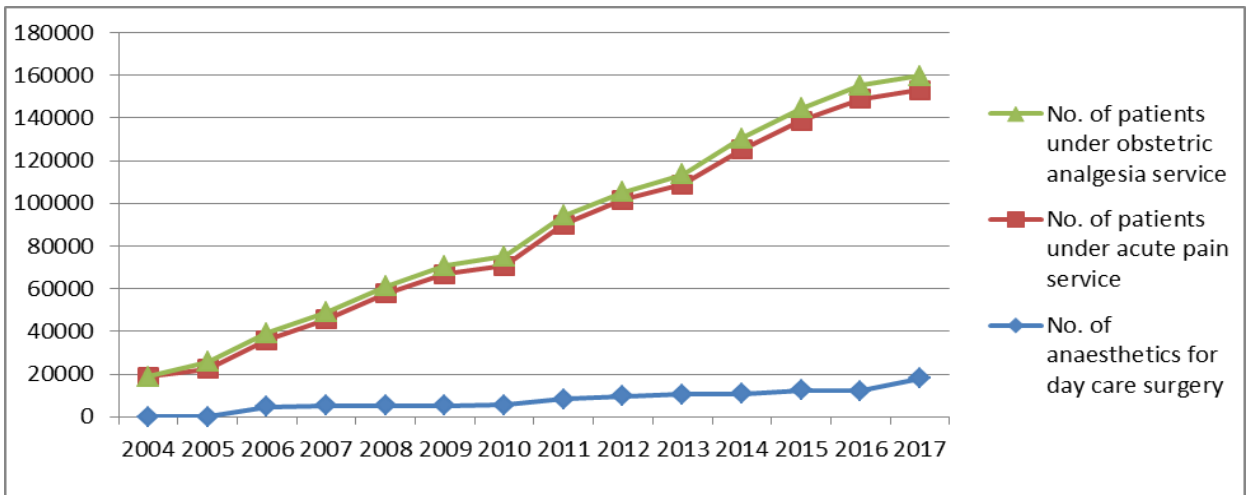
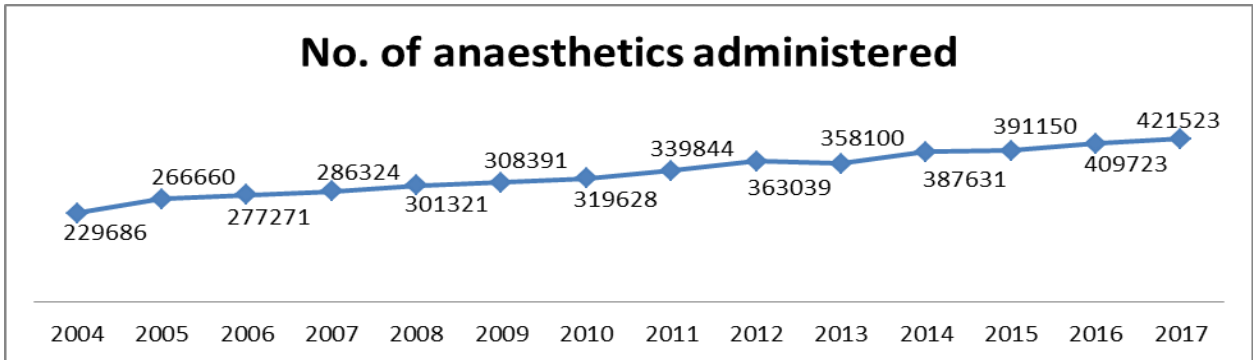


Table 20: Anaesthetic specialists in KKM hospitals, 2017

NO	HOSPITAL	No. Of Specialist												TOTAL
		Jusa A	Jusa B	Jusa C	U56	U54 / U53	U52 / U51	U48 / U47	U44 / U43	Contract	Sessional	Paid Leave	OTHER	
<b>PERLIS</b>														
1	Kangar			1		5	3	1						10
<b>KEDAH</b>														
2	Alor Setar			3	9	5								17
3	Langkawi					2								2
4	Sultan Abdul Halim, Sg Petani			2	2	4								8
5	Kulim					2	1							3
<b>PULAU PINANG</b>														
6	Pulau Pinang	1	2	8	4	15	1	1						32
7	Seberang Jaya			1	2	3								6
8	Bukit Mertajam				1									
9	Kepala Batas					1								1
<b>PERAK</b>														
10	Ipoh		1	2	9	6								18
11	Seri Manjung			1	1	1								3
12	Teluk Intan					1	2	1						4
13	Taiping			2		7		1						10
14	Slim River					1								1
<b>SELANGOR</b>														
15	T. Ampuan Rahimah, Kelang			3	5	5	1							14
16	Ampang		1	2	4	5	1							13
17	Serdang		1	3	3	8								15
18	Selayang		1	3	8	7	1				1			21
19	Sungai Buloh		1	3		7	4							15
20	Kajang			1	2	2								5
21	Banting					1								1
22	Shah Alam													
<b>WILAYAH PERSEKUTUAN</b>														
23	Kuala Lumpur	1		8	15	18					1			43
24	Putrajaya		1	2	3	3								9
25	Institut Kanser Negara													
26	Labuan			1										1
<b>NEGERI SEMBILAN</b>														
27	Tuanku Jaafar, Seremban			1	6	8	1							16
28	T. Ampuan Najihah, Kuala Pilah				2	1	1							4
29	Port Dickson				2									2
<b>MELAKA</b>														
30	Melaka			2	11	2					1			16
<b>JOHOR</b>														
31	Sultanah Aminah, JB			6	4	8	1			1	1			21
32	Sultan Ismail, JB			2	4	5	2							13
33	Muar			1		1	2							4
34	Batu Pahat					4		13						17
35	Segamat					2								2
36	Kluang					4								4
<b>PAHANG</b>														
37	Tengku Ampuan Afzan, Kuantan			2		7	3	1						13
38	Temerloh			1	4	2								7
39	Kuala Lipis					1		1						2
<b>TERENGGANU</b>														
40	Sltanh Nur Zahirah, K. Trganu		1	4	7	5								17
41	Kemaman				2									2
<b>KELANTAN</b>														
42	RJ Prmpn Zainab II, K. Bharu		1	6	6	9								22
43	Kuala Krai				1	2								3
44	Tanah Merah					2								2
<b>SARAWAK</b>														
45	Umum Sarawak			1	4	9	3	3						20
46	Pusat Jantung Sarawak			2		1								3
47	Sibu			1		1	2	1						5
48	Miri					3	2							5
49	Bintulu							2						2
50	Sarikei					1	1							2
<b>SABAH</b>														
51	Queen Elizabeth I & II		1	3		12	4							20
52	Likas			1		6	1							8
53	Keningau							1						1
54	Lahad datu					2								2
55	Sandakan				2			3						5
56	Tawau					4		1						5
<b>TOTAL</b>		2	11	79	123	211	37	30	0	1	4	0	0	497

Table 21: Anaesthetic medical officers and trainees in KKM hospitals, 2017

NO	HOSPITAL	No. Of Service MO							No. Of Trainees						TOTAL	TOTAL
		U54 / U53	U52 / U51	U48 / U47	U44 / U43	U41	Other / Contract	TOTAL	U54 / U53	U52 / U51	U48 / U47	U44 / U43	U41	Other / Contract		
	<b>PERLIS</b>															
1	Kangar	2	1	6	9			18							0	18
	<b>KEDAH</b>															
2	Alor Setar	4		8	9			21		4	9				13	34
3	Langkawi				4			4							0	4
4	Sultan Abdul Halim, Sg Petani	2		5	16			23							0	23
5	Kulim			3	7			10							0	10
	<b>PULAU PINANG</b>															
6	Pulau Pinang		3	1	5	14		23			42	3			45	68
7	Seberang Jaya			7	21			28							0	28
8	Bukit Mertajam			2	6			8							0	8
9	Kepala Batas		1	3	2			6							0	6
	<b>PERAK</b>															
10	Ipoh		1	13	20			34		1	5	2			8	42
11	Seri Manjung		2	8	3			13							0	13
12	Teluk Intan				2	11		13							0	13
13	Taiping			4	23			27							0	27
14	Slim River	1		1	5			7							0	7
	<b>SELANGOR</b>															
15	T. Ampuan Rahimah, Kelang		3	5	28			36						9	9	45
16	Ampang	4	6	16	2	1	3	32							0	32
17	Serdang	2	2	7	22			33							0	33
18	Selayang		1	10	39			50		1	8				9	59
19	Sungai Buloh	1	2	16	30			49			4				4	53
20	Kajang	2	1	13	7			23							0	23
21	Banting			2	6			8							0	8
22	Shah Alam		1	23	2			26								26
	<b>WILAYAH PERSEKUTUAN</b>															
23	Kuala Lumpur	4	2	9	43			58			57				57	115
24	Putrajaya	1	2	3	8			14			6				6	20
25	Institut Kanser Negara		1	8	2			11							0	11
26	Labuan				3			3							0	3
	<b>NEGERI SEMBILAN</b>															
27	Tuanku Jaafar, Seremban		1	18	21		7	47			4				4	51
28	T. Ampuan Najihah, Kuala Pilah	1		2	11			14							0	14
29	Port Dickson			3	5			8							0	8
	<b>MELAKA</b>															
30	Melaka	1	2	24	17			44	1						1	45

NO	HOSPITAL	No. Of Service MO							No. Of Trainees						TOTAL	TOTAL
		U54 / U53	U52 / U51	U48 / U47	U44 / U43	U41	Other / Contract	TOTAL	U54 / U53	U52 / U51	U48 / U47	U44 / U43	U41	Other / Contract		
	<b>JOHOR</b>															
31	Sultanah Aminah, JB	1	6	10	18		14	49							0	49
32	Sultan Ismail, JB			8	23			31			1				1	32
33	Muar	1		2	14			17							0	17
34	Batu Pahat			9				9							0	9
35	Segamat			2	9			11							0	11
36	Kluang			2	8			10							0	10
	<b>PAHANG</b>															
37	Tengku Ampuan Afzan, Kuantan	4		6	24			34							0	34
38	Temerloh			9	10			19			1				1	20
39	Kuala Lipis				8			8							0	8
	<b>TERENGGANU</b>															
40	Sitanh Nur Zahirah, K. Trganu	1	1	15	20	9		46		1	12			13	26	72
41	Kemaman		1	2	7			10							0	10
	<b>KELANTAN</b>															
42	RJ Prmpn Zainab II, K. Bharu	3	1	19	16	2		41		1	7	2			10	51
43	Tanah Merah		1	2	2			5							0	5
44	Kuala Krai			6	3			9							0	9
	<b>SARAWAK</b>															
45	Umum Sarawak			7	37	13		57							0	57
46	Pusat Jantung Sarawak				6			6								6
47	Sibu			3	27	6		36							0	36
48	Miri			5	17	16		38							0	38
49	Bintulu			1	13			14							0	14
50	Sarikei				9			9							0	9
51	Kapit				2			2							0	2
	<b>SABAH</b>															
52	Queen Elizabeth I & II		1	4	30			35			10	7			17	52
53	Likas	2	1	2	19			24							0	24
54	Keningau			2	11			13							0	13
55	Lahad datu				8			8							0	8
56	Sandakan		2	21				23							0	23
57	Tawau				20			20							0	20
	<b>TOTAL</b>	37	46	357	739	72	24	1275	1	8	166	14	0	22	211	1486

Table 22: Anaesthetic /ICU nurses and assisted medical officers in KKM hospitals, 2017

NO	HOSPITAL	No. Of Allied Health Personnel																TOTAL		
		MA					GA Nurse					ICU nurse								
		U42	U41	U36	U32	U32 (KUP)	U29	U42	U41	U36	U32	U32 (KUP)	U29	U42	U41	U36	U32		U32 (KUP)	U29
<b>PERLIS</b>																				
1	Kangar				1	2	4				4	1	30			1	2	15	32	92
<b>KEDAH</b>																				
2	Alor Setar		1		2	2	2				2	2	38	1		1	4			55
3	Langkawi				1		1						8				5			15
4	Sg Petani				3		4				16		32		1		27			40
5	Kulim				1		2				5		8		1		15			17
<b>PULAU PINANG</b>																				
6	Pulau Pinang			1	8		20						36			1	10			150
7	Seberang Jaya				2		1			1	2		21			1	3	14		37
8	Bukit Mertajam						1						4				8			15
9	Kepala Batas						1						3				16			24
<b>PERAK</b>																				
10	Ipoh		1		2		12			1	9		62	1	1	1	5			126
11	Seri Manjung				2		1						10				14			17
12	Teluk Intan				1		1						3				12			39
13	Taiping			1	2		3					1	5			1	32			99
14	Slim River				3		2						5				6			14
<b>SELANGOR</b>																				
15	Kelang	1			1		11						2			1	9			147
16	Ampang			1	1		4						2				23			57
17	Serdang			1	3		10			1	1		25			1	4			78
18	Selayang			1	1		6									1	4	4		98
19	Sungai Buloh				1		5				1		44		1	1	11			142
20	Kajang				1		2					1	1				3	3		25
21	Banting				1		2						2				1			18
22	Shah Alam			2	1		1						19		1		5			30
<b>W. PERSEKUTUAN</b>																				
23	Kuala Lumpur	2		2	4		16						9				6	4		157
24	Putrajaya						4		1				3	3			14		1	16
25	Institut Kanser Negara, Putrajaya			1	1		2						15				2			24
26	Labuan						1						3				3			15
<b>NEGERI SEMBILAN</b>																				
27	Seremban		1		2		11										2			32
28	Kuala Pilah			1	2		6						11			1	1			32
29	Port Dickson						2						8		1		9			11
<b>MELAKA</b>																				
30	Melaka	1	1	1	2		12						2			1	9			111
<b>JOHOR</b>																				
31	Sultanah Aminah, JB		1	1	3		8						2				54			128
32	Sultan Ismail, JB			1	1		5			1			6			1	12			64
33	Muar				3	1	1						2			1	2	8		22
34	Batu Pahat				4	3	2				1		5				7	5		47
35	Segamat				1		2			1			2			1	2			28
36	Kluang				1		6						1				11			27
<b>PAHANG</b>																				
37	Kuantan			1	2		5						17				34		1	24
38	Temerloh				3		6						12		1	1	8			75
39	Kuala Lipis				1		1						7				4			17
<b>TERENGGANU</b>																				
40	Kuala Terengganu	1		1	2	4	7						1	10	23	1	1	4	29	65
41	Kemaman				2								3	9				1		13



NO	HOSPITAL	No. Of Allied Health Personnel																	TOTAL	
		MA					GA Nurse					ICU nurse								
		U42	U41	U36	U32	U32 (KUP)	U29	U42	U41	U36	U32	U32 (KUP)	U29	U42	U41	U36	U32	U32 (KUP)		U29
<b>KELANTAN</b>																				
42	Kota Bharu			1	6	6	5			1	2	27	36		2	1	6	72	63	228
43	Kuala Krai				1				1			3	11					9	19	44
44	Tanah Merah				1						8		7							16
<b>SARAWAK</b>																				
45	Umum Sarawak		1	2	6		18									1	3		84	115
46	Bau			1			1													2
47	Lundu				1															1
48	Serian				1		1													2
49	Simunjan				0		2													2
50	Sri Aman				1		1													2
51	Betong				1		1													2
52	Saratok				1															1
53	Sarikei	1			1		1									1	1		15	20
54	Kanowit						2													2
55	Sibu			1	3		7						3			1	4		73	92
56	Daro						1													1
57	Mukah				1		1													2
58	Bintulu			1	1		4									1	2		23	32
59	Miri				1		4			1		9	0	1	1	1	2		37	56
60	Marudi				1		1													2
61	Limbang				2															2
62	Lawas						2													2
63	Kapit				1		1										2		30	34
<b>SABAH</b>																				
64	Queen Elizabeth	1			1		5													7
65	Queen Elizabeth II	1			5															6
66	Likas	0	0	0	3	0	4	1	0	1	0	15	0	0	1	1	0		56	82
67	Keningau				3		3										4		17	27
68	Lahad datu	1			1		4								1	2			23	32
69	Sandakan				3		4			2			2			14			52	77
70	Tawau				4		5					19		2	1	5			45	81
71	Kudat																			NA
72	Kota Marudu																			NA
73	Pitas																			NA
74	Kota Belud																			NA
75	Mesra Bukit Padang																			NA
76	Papar																			NA
77	Beaufort																			NA
78	Kuala Penyu																			NA
79	Sipitang																			NA
80	Tenom																			NA
81	Tambunan																			NA
82	Ranau																			NA
83	Beluran																			NA
84	Kinabatangan																			NA
85	Kunak																			NA
86	Semporna																			NA
<b>TOTAL</b>		<b>9</b>	<b>6</b>	<b>22</b>	<b>122</b>	<b>18</b>	<b>271</b>	<b>0</b>	<b>3</b>	<b>6</b>	<b>131</b>	<b>68</b>	<b>1094</b>	<b>5</b>	<b>15</b>	<b>26</b>	<b>355</b>	<b>179</b>	<b>2696</b>	<b>5002</b>
		<b>448</b>					<b>1302</b>					<b>3276</b>								

Table 23: Subspecialists under Program Anestisiologi in KKM hospitals, 2017

No.	Hospital	Cardiac Anaesthesia		Pediatric Anesthesia		Regional Anesthesia		Neuro Anaesthesia		Obstetric Anesthesia		Anaesthesia for Transplant Surgery		Intensive Care (Adult)		Pain Management		TOTAL	
		Subspecialist	Trainee	Subspecialist	Trainee	Subspecialist	Trainee	Subspecialist	Trainee	Subspecialist	Trainee	Subspecialist	Trainee	Subspecialist	Trainee	Subspecialist	Trainee	Subspecialist	Trainee
1	Alor Setar	0	0	1	0	0	0	0	0	0	0	0	0	2	0	2	0	5	0
2	P. Pinang	5	1	0	0	0	0	1	0	1	0	0	0	1	2	1	0	9	3
3	Ipoh	0	0	1	0	0	0	0	0	1	0	0	0	2	0	2	1	6	1
4	Taiping	0	0	0	0	0	0	0	0	0	0	0	0	0	0	1	0	1	0
5	TAR Kelang	0	0	0	0	0	0	0	0	1	0	0	0	1	1	1	0	3	1
6	Serdang	3	3	0	0	0	0	0	0	0	0	0	0	1	0	0	0	4	3
7	Selayang	0	0	1	0	0	0	0	0	1	0	0	0	1	0	3	1	6	1
8	Sungai Buloh	0	0	0	0	0	0	1	0	0	0	0	0	2	2	1	0	4	2
9	Kuala Lumpur	0	0	3	3	0	0	1	3	0	3	0	0	3	3	1	1	8	13
10	Putrajaya	0	0	0	0	0	0	1	0	0	0	0	0	0	0	0	0	1	0
11	Institut Kanser Negara	0	0	0	0	0	0	0	0	0	0	0	0	0	0	1	0	1	0
12	Seremban	0	0	1	0	0	0	0	0	0	0	0	0	0	0	1	0	2	0
13	Melaka	0	0	1	0	0	0	0	0	0	0	0	0	1	0	2	0	4	0
14	Sultanah Aminah, JB	5	0	1	0	0	0	0	0	0	0	0	0	1	1	1	1	8	2
15	Sultan Ismail, JB	0	0	0	0	0	0	0	0	0	1	0	0	1	0	1	1	2	2
16	Kuantan	2	1	0	1	0	0	1	0	1	0	0	0	1	1	0	0	5	3
17	Kuala Terengganu	0	0	1	0	0	0	0	0	0	1	0	0	2	0	1	0	4	1
18	Kota Bharu	1	0	1	0	0	0	0	0	0	0	0	0	2	0	1	1	5	1
19	Umum Sarawak	0	0	2	0	0	0	1	0	0	0	0	0	1	0	1	0	5	0
20	Pusat Jantung Sarawak	2	1	0	0	0	0	0	0	0	0	0	0	0	0	0	0	2	1
21	Sibu	0	0	0	0	0	0	0	0	0	0	0	0	1	0	0	0	1	0
22	Queen Elizabeth I & II	2	1	0	0	0	0	0	0	0	0	0	0	1	0	0	0	3	1
	Total	20	7	13	4	0	0	6	3	5	5	0	0	24	10	21	6	89	35

Total no. of subspecialists = 89

Total no. of subspecialty trainees = 35

Table 24: No. of ICU / HDU beds and OT in KKM hospitals 2017

NO	HOSPITAL	Facility					
		ICU Bed		HDU Bed		OR	
		Available	Functional	Available	Functional	Available	Functional
<b>PERLIS</b>							
1	Kangar	13	11	0	0	7	6
<b>KEDAH</b>							
2	Alor Setar	10	10	10	10	14	14
3	Langkawi	5	4	0	0	2	2
4	Sultan Abdul Halim, Sungai Petani	18	18	0	0	9	9
5	Kulim	8	8	0	0	3	3
<b>PULAU PINANG</b>							
6	Pulau Pinang	33	29	0	0	16	7
7	Seberang Jaya	13	13	0	0	5	5
8	Bukit Mertajam	7	7	0	0	3	3
9	Kepala Batas	4	4	0	0	4	2
<b>PERAK</b>							
10	Ipoh	28	25	20	20	17	17
11	Seri Manjung	8	8	0	0	3	3
12	Teluk Intan	4	4	0	0	6	6
13	Taiping	20	20	0	0	9	5
14	Slim River	5	5	0	0	0	0
<b>SELANGOR</b>							
15	Tuanku Ampuan Rahimah, Kelang	18	18	10	10	17	17
16	Ampang	12	12	12	4	13	13
17	Serdang	19	16	4	4	20	20
18	Selayang	25	25	4	4	22	17
19	Sungai Buloh	44	40	0	0	22	16
20	Kajang	6	6	0	0	3	3
21	Banting	10	7	0	0	1	1
22	Shah Alam	7	7	14	2	10	8
<b>WILAYAH PERSEKUTUAN</b>							
23	Kuala Lumpur	30	30	3	3	46	46
24	Putrajaya	11	11	0	0	9	9
25	Institut Kanser Negara	8	4	0	0	4	4
26	Labuan	5	5	0	0	2	2
<b>NEGERI SEMBILAN</b>							
27	Tuanku Jaafar, Seremban	8	8	8	7	16	16
28	Tuanku Ampuan Najihah, Kuala Pilah	8	8	0	0	3	3
29	Port Dickson	4	4	2	2	2	2
<b>MELAKA</b>							
30	Melaka	24	24	2	2	11	11
<b>JOHOR</b>							
31	Sultanah Aminah, JB	25	25	0	0	14	14
32	Sultan Ismail, JB	12	12	20	8	15	15
33	Muar	8	8	12	4	4	4
34	Batu Pahat	14	14	0	0	6	6
35	Segamat	4	4	6	4	3	3
36	Kluang	6	6	0	0	6	5
<b>PAHANG</b>							
37	Tengku Ampuan Afzan, Kuantan	27	27	0	0	15	15
38	Temerloh	18	18	0	0	13	13
39	Kuala Lipis	6	4	0	0	3	2
<b>TERENGGANU</b>							
40	Sultanah Nur Zahirah, Kuala Terengganu	23	22	0	0	19	17
41	Kemaman	0	0	2	2	2	2

NO	HOSPITAL	Facility					
		ICU Bed		HDU Bed		OR	
		Available	Functional	Available	Functional	Available	Functional
	<b>KELANTAN</b>						
42	Raja Perempuan Zainab II, Kota Bharu	26	26	0	0	13	13
43	Kuala Krai	6	6	0	0	3	2
44	Tanah Merah	6	5	0	0	2	2
	<b>SARAWAK</b>						
45	Umum Sarawak	20	17	2	2	12	12
46	Bau	0	0	0	0	2	1
47	Lundu	0	0	0	0	2	1
48	Serian	0	0	0	0	2	1
49	Simunjan	0	0	0	0	2	1
50	Sri Aman	0	0	0	0	2	1
51	Betong	0	0	0	0	2	1
52	Saratok	0	0	0	0	2	1
53	Sarikei	6	4	0	0	4	3
54	Kanowit	0	0	0	0	2	1
55	Sibu	17	17	0	0	10	10
56	Daro	0	0	0	0	2	1
57	Mukah	0	0	0	0	2	1
58	Bintulu	6	6	0	0	3	3
59	Miri	8	8	0	0	5	5
60	Marudi	0	0	0	0	1	1
61	Limbang	0	0	0	0	2	2
62	Lawas	0	0	0	0	2	1
63	Kapit	2	2	0	0	3	3
	<b>SABAH</b>						
64	Queen Elizabeth	28	26	24	9	24	14
65	Likas	12	9	4	2	9	9
66	Keningau	4	4	2	2	4	3
67	Lahad datu	4	4	0	0	3	3
68	Beaufort	0	0	0	0	2	2
69	Beluran	0	0	0	0	2	2
70	Kota Belud	0	0	0	0	1	1
71	Ranau	0	0	0	0	2	2
72	Sandakan	18	18	0	0	9	4
73	Semporna	0	0	0	0	1	1
74	Tawau	10	10	0	0	5	4
75	Sipitang	0	0	0	0	1	1
76	Tambunan	0	0	0	0	1	1
77	Kinabatangan	0	0	0	0	1	0
78	Kota Marudu	0	0	0	0	2	2
79	Kudat	0	0	0	0	2	2
80	Kunak	0	0	0	0	1	0
81	Pitas	0	0	0	0	1	1
82	Tenom	0	0	0	0	1	1
83	Papar	0	0	0	0	2	0
	<b>TOTAL</b>	<b>731</b>	<b>693</b>	<b>161</b>	<b>101</b>	<b>553</b>	<b>486</b>

Table 25: Program Anestisiologi key performance indicators, 2017

No	Hospital	Department			General (Individual)			Cardiothoracic			Pain		Intensive care	
		% of major elective surgery patients who receive Acute Pain Service ( $\geq 60\%$ )	Ventilator care bundle (VCB) compliance rate ( $\geq 90\%$ )	% of elective surgical cancellations after pre-operative assessment in the Anaesthetic Clinic ( $\leq 5\%$ )	% of reintubation in OT and recovery room ( $\leq 0.3\%$ )	% of APS patients with pain score $< 4$ 24H after surgery ( $\geq 75\%$ )	% of accidental dural puncture ( $< 3\%$ )	% of post-elective cardiopulmonary bypass adult patient with blood glucose level $\leq 11$ mmol/L on arrival to Cardiac Intensive Care (CICU) $\geq 80\%$	% of carotid arterial puncture during central venous cannulation via internal Jugular Vein ( $< 5\%$ )	% of re-intubation in Cardiac Intensive Care Unit after open heart surgeries ( $\leq 5\%$ )	% of in-patient referred for chronic pain seen within 24 hours ( $> 90\%$ )	% of unplanned admission after day-case pain procedure ( $< 1\%$ )	% of readmission within 48 hours of ICU discharge ( $< 5\%$ )	% of unplanned extubation ( $< 5\%$ )
1	Kangar	70.83	100	0.312	0.017	99.81	0.523	-	-	-	-	-	-	-
2	Alor Setar	94.53	100	0.07	0.012	86.81	0	-	-	-	100	0	0	0
3	Langkawi	65	100	3.78	0.06	100	0	N/A	N/A	N/A	N/A	N/A	N/A	N/A
4	Sungai Petani	77.29	94.7	0.47	0.08	96.2	0.57	NR	NR	NR	NR	NR	NR	NR
5	Kulim	57	96.30	0.5	0.02	99	0	-	-	-	-	-	-	-
6	Pulau Pinang	74.79	94.9	0.18	0.04	95	0.35	96	2.3	0	100	0	1.58	1.51
7	Seberang Jaya	66	100	0.64	0.01	96.7	0	-	-	-	-	-	0.8	0.5
8	Bukit Mertajam	63	100	-	0	93.2	0	-	-	-	-	-	0.51	0.26
9	Kepala Batas	83.7	100	0	0	99.5	0	-	-	-	-	-	0.46	0
10	Ipoh	74.70	94.84	0.91	0.04	100	0.61	N/A	N/A	N/A	100	0	0.48	0.28
11	Seri Manjung	76.4	100	0	0	80.8	0	NA	NA	NA	NA	NA	NA	NA
12	Taiping	81.34	98.87	0.00	0.01	90.67	0	NA	NA	NA	100	0.15	1.37	0.76
13	Teluk Intan	80	100	0	0	96	0	-	-	-	-	-	1.37	0
14	Slim River	85.5	100	1.44	0.29	93.5	0	NA	NA	NA	NA	NA	0.57	0
15	TuanKu Ampuan Rahimah, Kelang	72.8	96.5	0.1	0	98	0.2	-	-	-	100	0	0.5	0.3
16	Ampang	76.3	96.8	0.72	0.01	96.7	1.18	-	-	-	-	-	0.71	0.89
17	Sungai Buloh	68.49	100	0.01	0.04	97.08	0.50	-	-	-	100	NA	0.80	0.18
18	Selayang	74.97	97.86	0.52	0.05	95.25	0.55	-	-	-	100	0	1.18	0.63
19	Serdang	65.72	100	0.83	0.03	96.8	0.6	98.3	0.4	1.7	-	-	-	-
20	Kajang	98.3	100	0.09	0	97.1	0	-	-	-	-	-	-	-

No	Hospital	Department			General (Individual)			Cardiothoracic			Pain		Intensive care	
		% of major elective surgery patients who receive Acute Pain Service ( $\geq 60\%$ )	Ventilator care bundle (VCB) compliance rate ( $\geq 90\%$ )	% of elective surgical cancellations after pre-operative assessment in the Anaesthetic Clinic ( $\leq 5\%$ )	% of reintubation in OT and recovery room ( $\leq 0.3\%$ )	% of APS patients with pain score $< 4$ 24H after surgery ( $\geq 75\%$ )	% of accidental dural puncture ( $< 3\%$ )	% of post-elective cardiopulmonary bypass adult patient with blood glucose level $\leq 11$ mmol/L on arrival to Cardiac Intensive Care (CICU) $\geq 80\%$	% of carotid arterial puncture during central venous cannulation via internal Jugular Vein ( $< 5\%$ )	% of re-intubation in Cardiac Intensive Care Unit after open heart surgeries ( $\leq 5\%$ )	% of in-patient referred for chronic pain seen within 24 hours ( $> 90\%$ )	% of unplanned admission after day-case pain procedure ( $< 1\%$ )	% of readmission within 48 hours of ICU discharge ( $< 5\%$ )	% of unplanned extubation ( $< 5\%$ )
21	Banting		100	0.007	0	100	0						0.008	0
22	Shah Alam	63.6	100	0.23	0.02	95.9	0	NA	NA	NA	100	3	0.72	0.4
23	Kuala Lumpur	89.76	98	0.83	0.06	94.7	0.5				100	0	1.57	.65
24	Putrajaya	100	100	1.76	0.00	90.42	0.23	NA	NA	NA	NA	NA	1.94	1.13
25	Institut Kanser Negara, Putrajaya	100	100	0.34	0	96.5	0	NA	NA	NA	100	NA	0	0
26	Labuan	100	100	/	0	99.7	0							
27	Tuanku Jaafar, Seremban	82.75	100	0.55	0.04	91.21	0	N/A	N/A	N/A	100	0	0	0.03
28	Tuanku Ampuan Najihah, Kuala Pilah	72.4	100	0.83	0.03	91.9	0	NA	NA	NA	NA	NA	0.03	0.5
29	Port Dickson	91.4	100.0	0.0	0.0	100.0	0.0						0.0	2.98
30	Melaka	92.3	100	1.47	0.01	98	0	-	-	-	100	0	1.3	2.06
31	Sultanah Aminah, Johor Bahru	78.51	98.32	0.34	0.00	92.41	0.41	0.00	0.00	0.00	100	NA	1.43	0.90
32	Sultan Ismail, Johor Bahru	96.39	100	0.39	0.009	93.93	0.09	-	-	-	100	0	0.27	2.12
33	Muar	73.1	100	3.38	0	99.5	0							
34	Batu Pahat	80.40	100	0.22	0	92.53	0	-	-	-	-		0	0
35	Segamat	65.98	91.12	0	0.08	92.4	0	NA	NA	NA	100	NA	0.23	0.34
36	Keluang	87.90	99.27	0.88	0.18	87.95	0.05						1.27	0.43
37	Tengku Ampuan Afzan, Kuantan	72.05	98.16	0.61	0.06	96.54	0.69	100%	0	0	-	-	0.50	0.79
38	Temerloh	73.08	98.95	1.82	0.01	97.57	0						0.13	0.22
39	Kuala Lipis	63.11	100	0	0	0	0	-	-	-	-	-	0	0
40	Raja Perempuan Zainab II, Kota Bharu	86.89	100	0.15	0.01	98.98	0.13	100	0.00	0.00	100	0.00	0.92	0.09
41	Kuala Krai	82.56	99.30	0.54	0	96.81	0	-	-	-	-	-	-	-
42	Tanah Merah	82.4	100	0	0	99.9	0	-	-	-	-	-	0.01	0

No	Hospital	Department			General (Individual)			Cardiothoracic			Pain		Intensive care	
		% of major elective surgery patients who receive Acute Pain Service ( $\geq 60\%$ )	Ventilator care bundle (VCB) compliance rate ( $\geq 90\%$ )	% of elective surgical cancellations after pre-operative assessment in the Anaesthetic Clinic ( $\leq 5\%$ )	% of reintubation in OT and recovery room ( $\leq 0.3\%$ )	% of APS patients with pain score $< 4$ 24H after surgery ( $\geq 75\%$ )	% of accidental dural puncture ( $< 3\%$ )	% of post-elective cardiopulmonary bypass adult patient with blood glucose level $\leq 11$ mmol/L on arrival to Cardiac Intensive Care (CICU) $\geq 80\%$	% of carotid arterial puncture during central venous cannulation via internal Jugular Vein ( $< 5\%$ )	% of re-intubation in Cardiac Intensive Care Unit after open heart surgeries ( $\leq 5\%$ )	% of in-patient referred for chronic pain seen within 24 hours ( $> 90\%$ )	% of unplanned admission after day-case pain procedure ( $< 1\%$ )	% of readmission within 48 hours of ICU discharge ( $< 5\%$ )	% of unplanned extubation ( $< 5\%$ )
43	Sultanah Nur Zahirah, Kuala Terengganu	82.55	100	0.41	0.04	98.23	0.67	-	-	-	100	0.0	0.9	0.61
44	Kemaman	82.53	100	0	0.04	92.31	0	NA	NA	NA	NA	NA	0.62	0
45	Umum Sarawak, Kuching	64.79	99.71	0.18	0.03	98.7	0.00				100	0.00	0.27	0.79
46	Pusat Jantung Sarawak	-	-	-	-	-	-	100	0.23	0.00	-	-	-	-
47	Sibu	82.8	100	0.18	0.033	99.7	0.00	-	-	-	100	0.00	0.15	0.1
48	Sarikei	98.6	100	1.50	0.00	94.50	0.00	-	-	-	-	-	-	-
49	Bintulu	83.95	100	0.61	0.00	98.4	0.00	-	-	-	-	-	-	-
50	Miri	69.07	100	0.88	0.02	97.85	0.85	-	-	-	-	-	0.49	0.19
51	Queen Elizabeth I	7.66	100	0.60	0.03	85.70	0.96				100	0	0.44	0.37
52	Queen Elizabeth II								1.1	2.1				
53	Tawau	95.09	100	0.0	0.04	98.87	0.0	NA	NA	NA	NA	NA	0.20	2.13
54	Likas	73.49	100	0.08	0.05	93.42	0	-	-	-	-	-	0.33	0
55	Sandakan	89.85	100	0	0	100	1.48	-	-	-	-	-	0.4	0.58
56	Keningau	77.02	100	0	0	100	0.57	NA	NA	NA	NA	NA	0	0
57	Lahad Datu	94.4	100	0	0.1	100	0	n/a	0	n/a	0	n/a	0	0